

Spin correlation in the dileptonic decay of top quark pairs at ATLAS

Simon Head

June 2010

Birmingham Group Seminar

Introduction


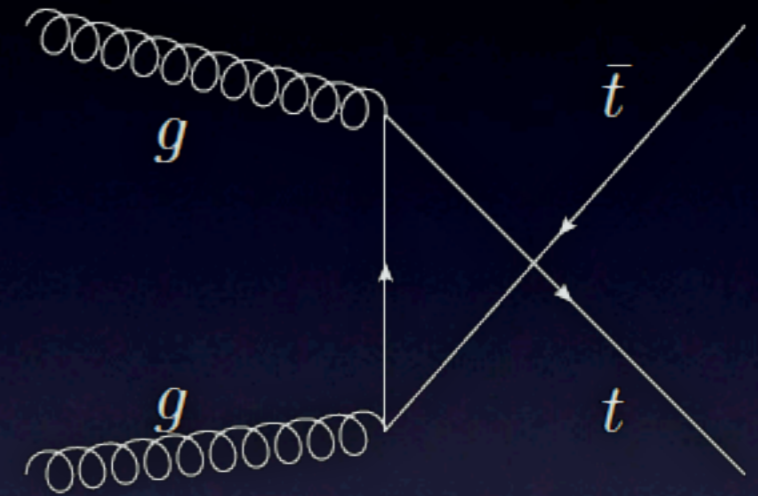
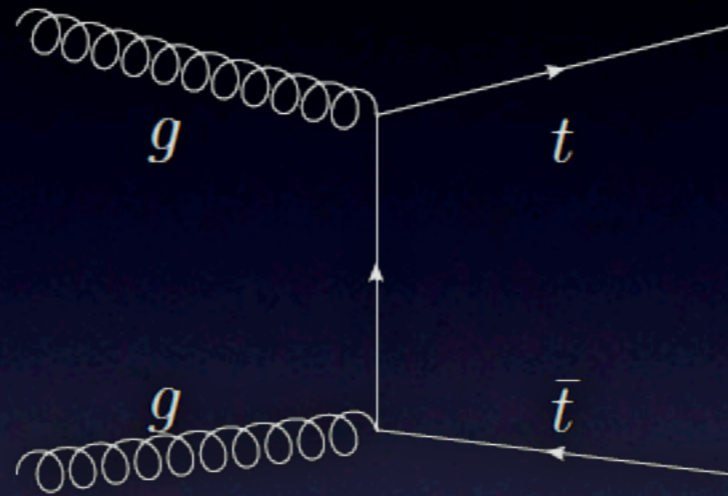
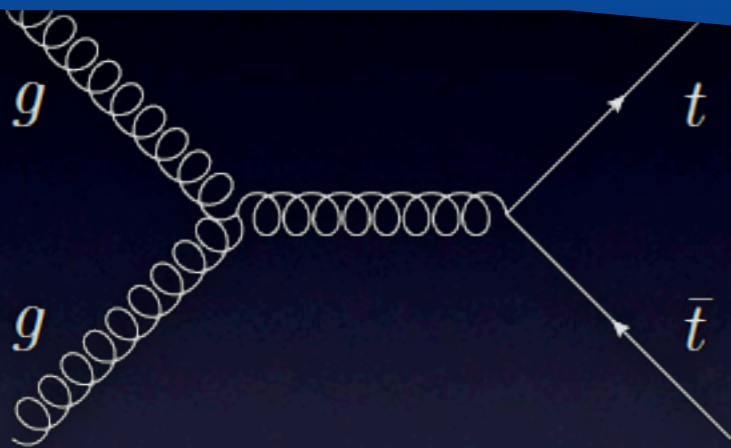
The top quark

- Discovered in 1995 at the Tevatron
- Heaviest Standard Model particle*
- Strong coupling to Higgs and new physics
- Lifetime of 5×10^{-25} s
- Decays before hadronising
- Mainly produced in pairs via strong interaction
- LHC is a top factory



Top quark pair production

Dominates at the LHC (90 %)
of $t\bar{t}$ pairs



Dominates at the Tevatron
(90 %) of $t\bar{t}$ pairs

QCD causes top quark spins to be correlated
Can be modified by resonances decaying to tops

Production cross section

Standard Model
cross sections

LHC:

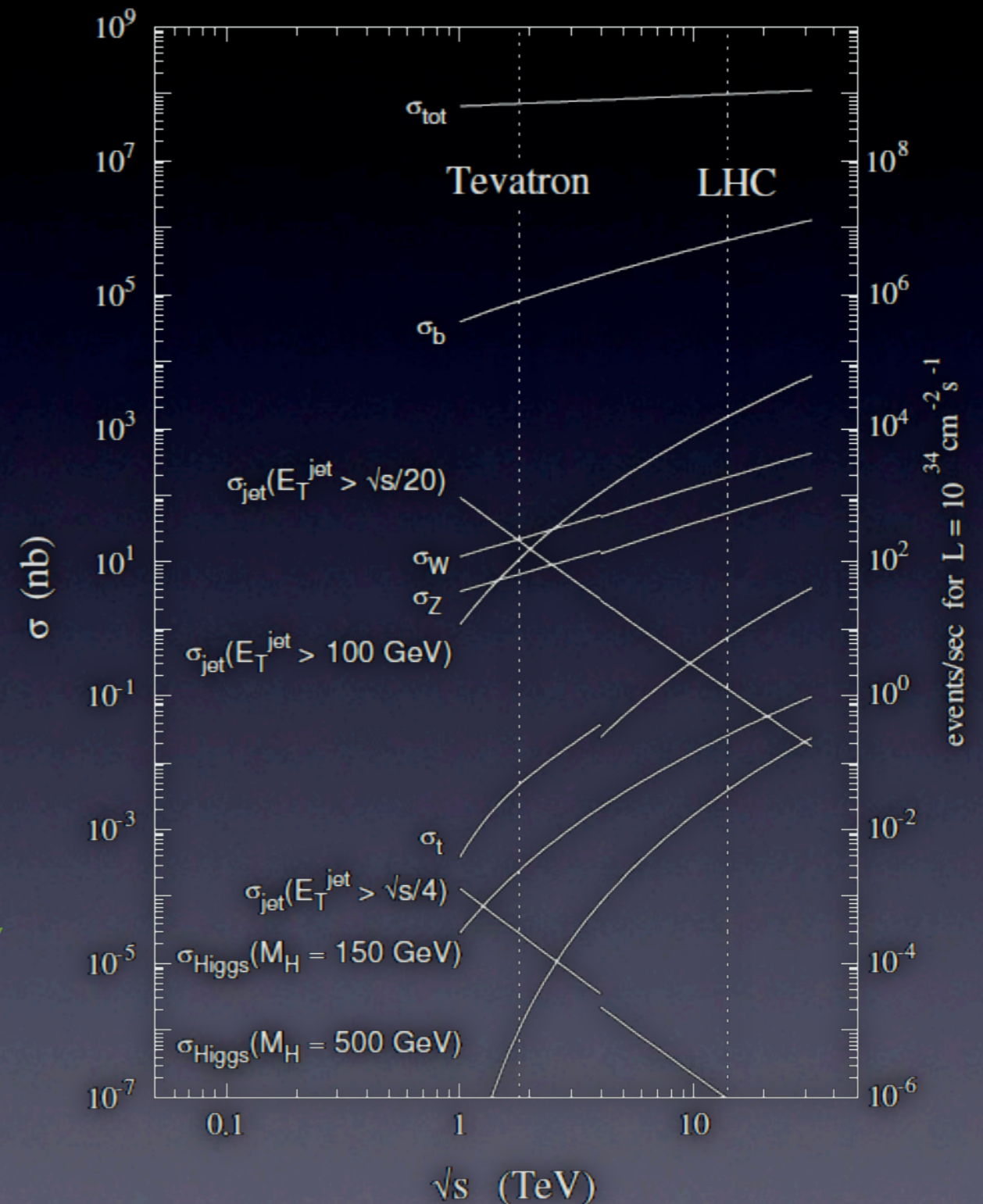
14 TeV = 830 pb

10 TeV = 420 pb

7 TeV = 160 pb

Tevatron = 8 pb

consider 200 pb⁻¹ of data at 10 TeV



Tevatron run i: spin correlation limit with 6 events

Why measure the spin correlation?

- Top quarks produced by the strong interaction are unpolarised but have correlated spins
- Test of top quark production and decay
- Probe of a quark free of confinement effects
- Observation would place an upper limit on the top quark lifetime
- New physics could affect the spin correlation
- Precision test of the Standard Model

Spin correlation

$$A = \frac{N_{like} - N_{unlike}}{N_{like} + N_{unlike}}$$
$$= \frac{N(\uparrow\uparrow) + N(\downarrow\downarrow) - N(\uparrow\downarrow) - N(\downarrow\uparrow)}{N(\uparrow\uparrow) + N(\downarrow\downarrow) + N(\uparrow\downarrow) + N(\downarrow\uparrow)}$$

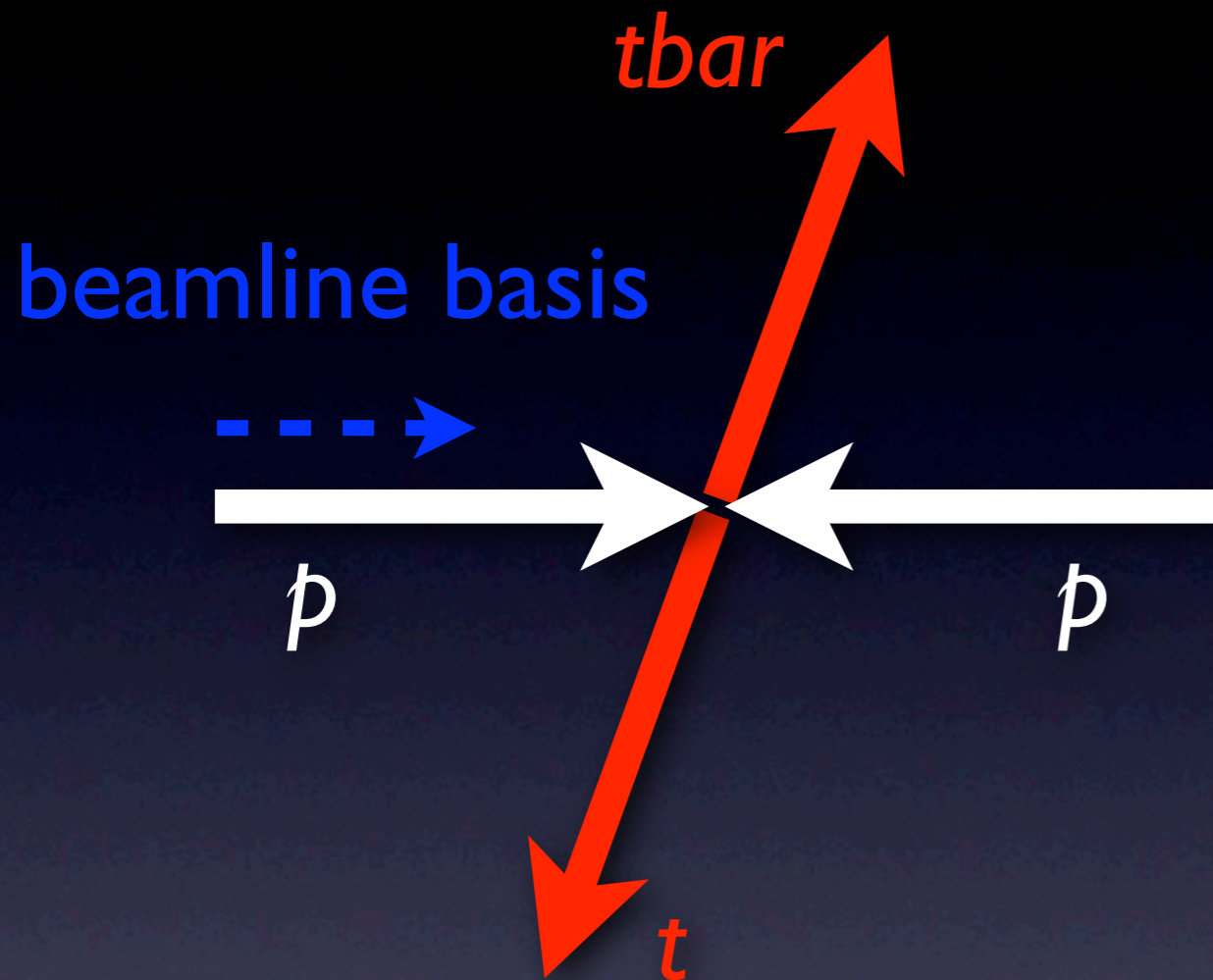
- PDF, factorisation and renormalisation scales, and α_s dependencies cancel to a large extent
- NLO corrections to A are small at the LHC (smaller than Tevatron)
- Experimental uncertainty for the luminosity cancels

Strength of measured correlation depends on quantisation axis

Defining a basis

- To measure the direction in which the spins (of the top and antitop quarks) are pointing we need a quantisation axis
- Consider four different bases
 - Beamline
 - Helicity
 - Off-diagonal
 - and a 4th basis (with a name that shall remain a mystery for three more slides)

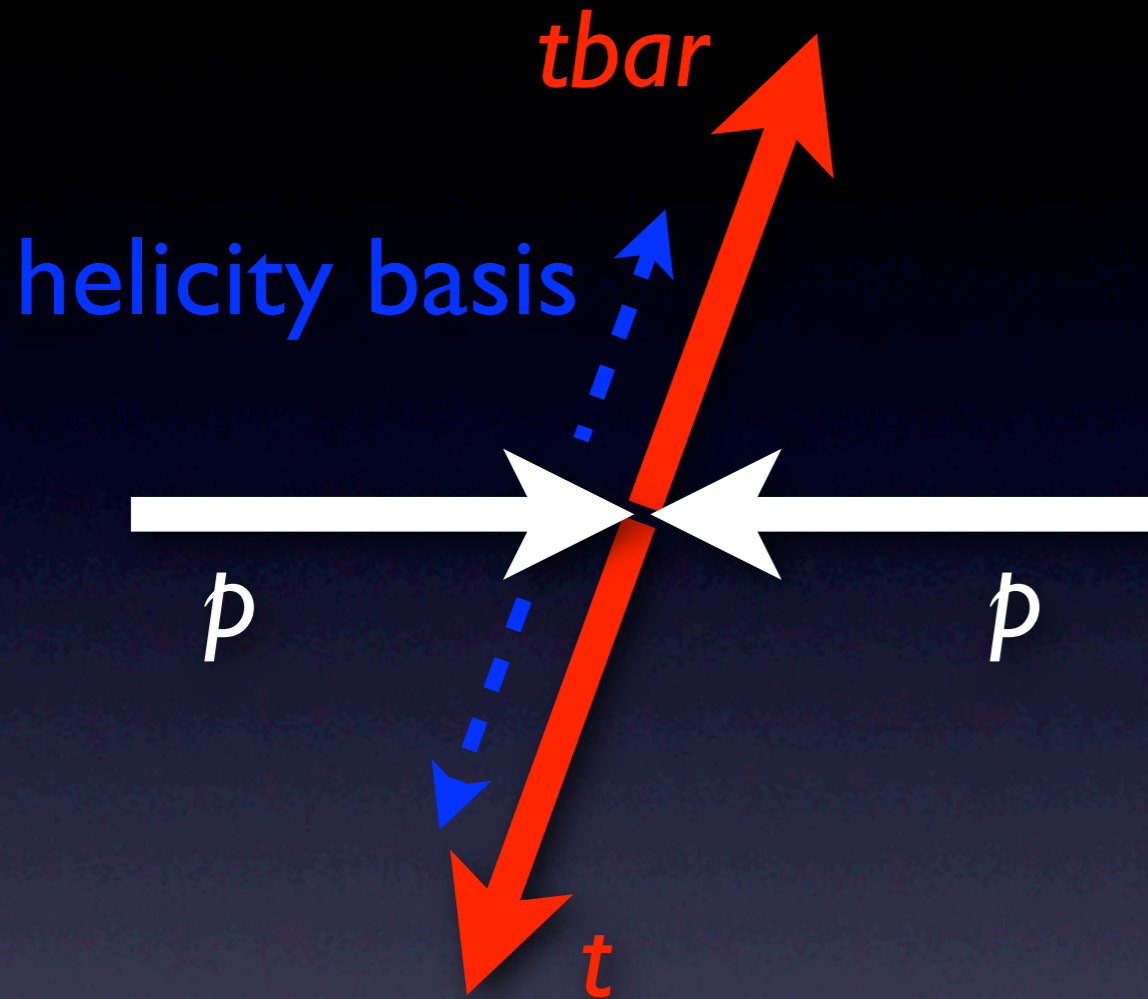
Beamline basis



Tevatron (NLO)	0.777
LHC 7 TeV (Herwig++)	0.053
LHC 10 TeV (Herwig++)	-0.004
LHC 14 TeV (Herwig++)	-0.051

- Use direction of one of the incoming beams (approximately the direction of an incoming proton)
- Simple to construct
- Optimal for $t\bar{t}$ pairs produced at threshold

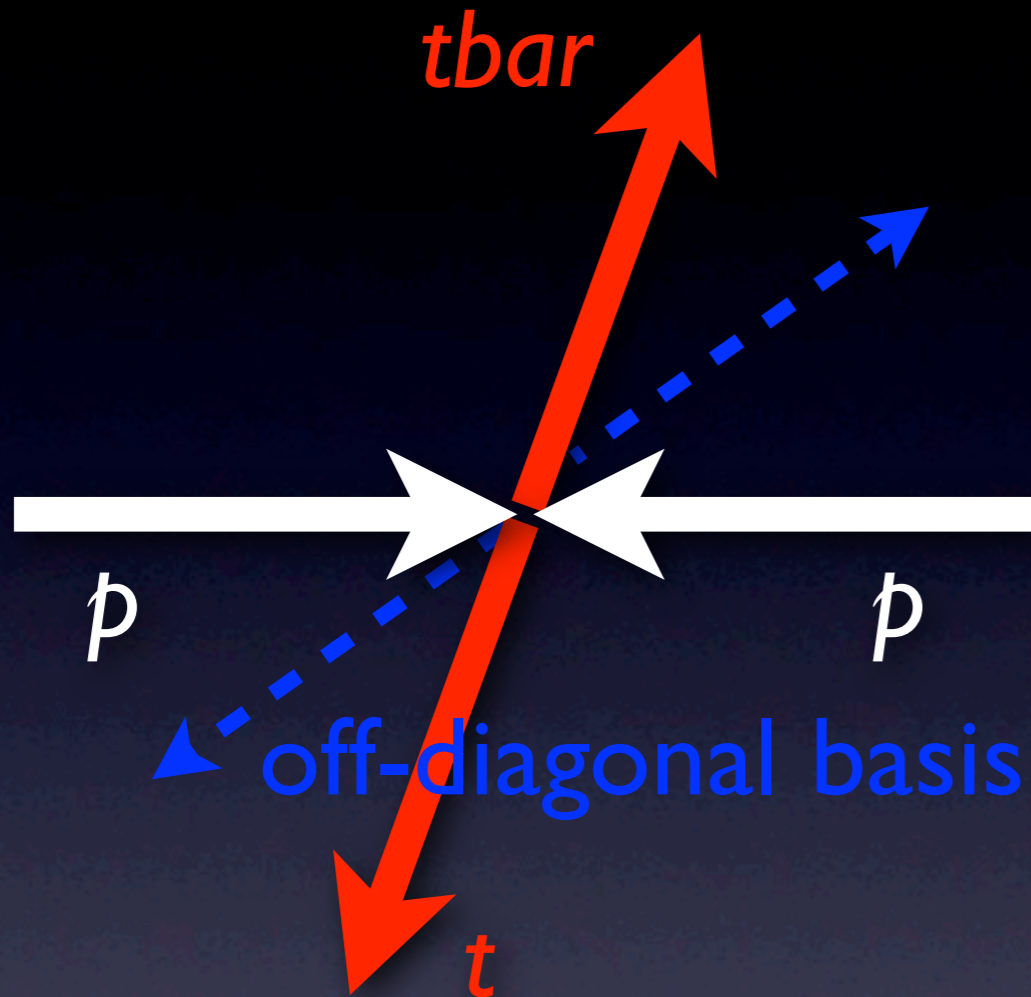
Helicity basis



Tevatron (NLO)	-0.352
LHC 7 TeV (Herwig++)	0.270
LHC 10 TeV (Herwig++)	0.299
LHC 14 TeV (Herwig++)	0.347

- Use direction of one of the top / antitop quark in the $t\bar{t}$ rest frame
- Looks promising for the LHC

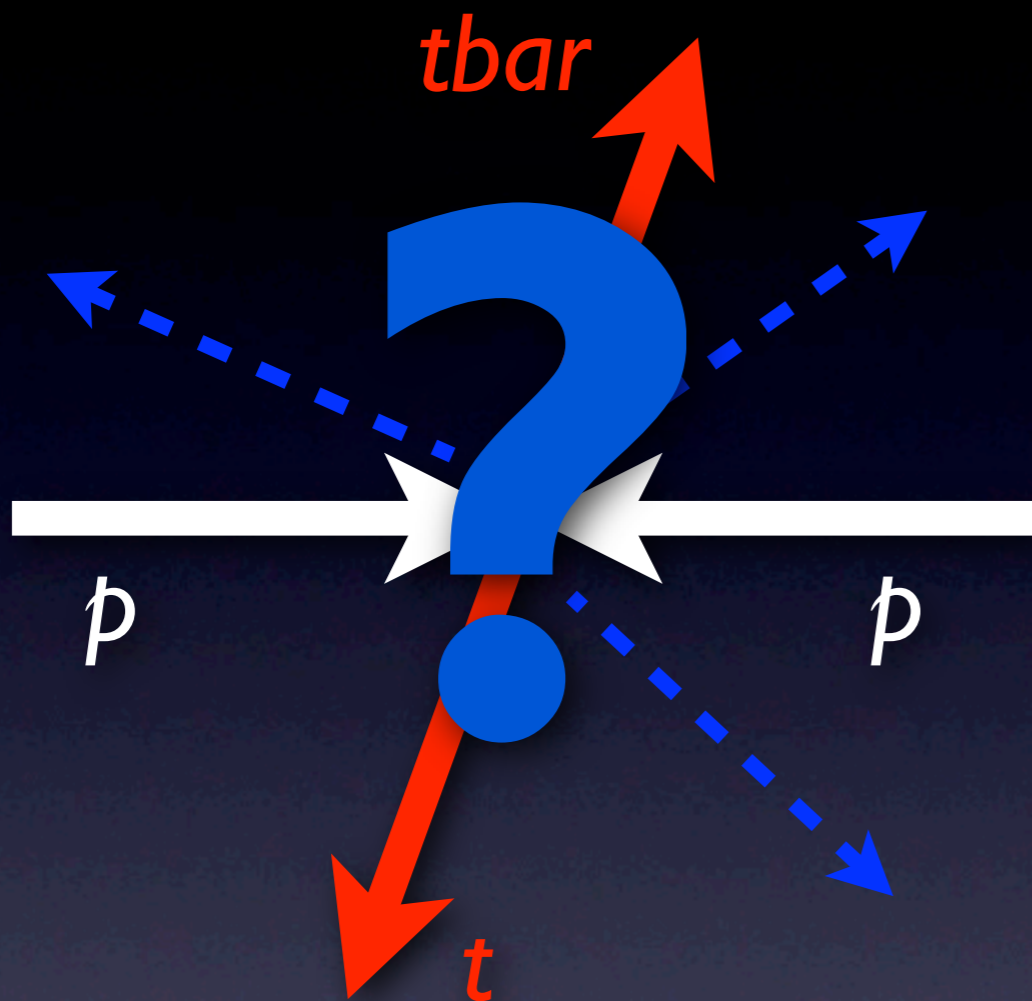
Off-diagonal basis



Tevatron (NLO)	0.782
LHC 7 TeV (Herwig++)	0.034
LHC 10 TeV (Herwig++)	-0.023
LHC 14 TeV (Herwig++)	-0.076

- Interpolate between beam line basis and helicity basis
- Works for top quark pairs produced above threshold
- Optimised for $t\bar{t}$ from $q\bar{q}$ annihilation (not at all optimised for the LHC!)

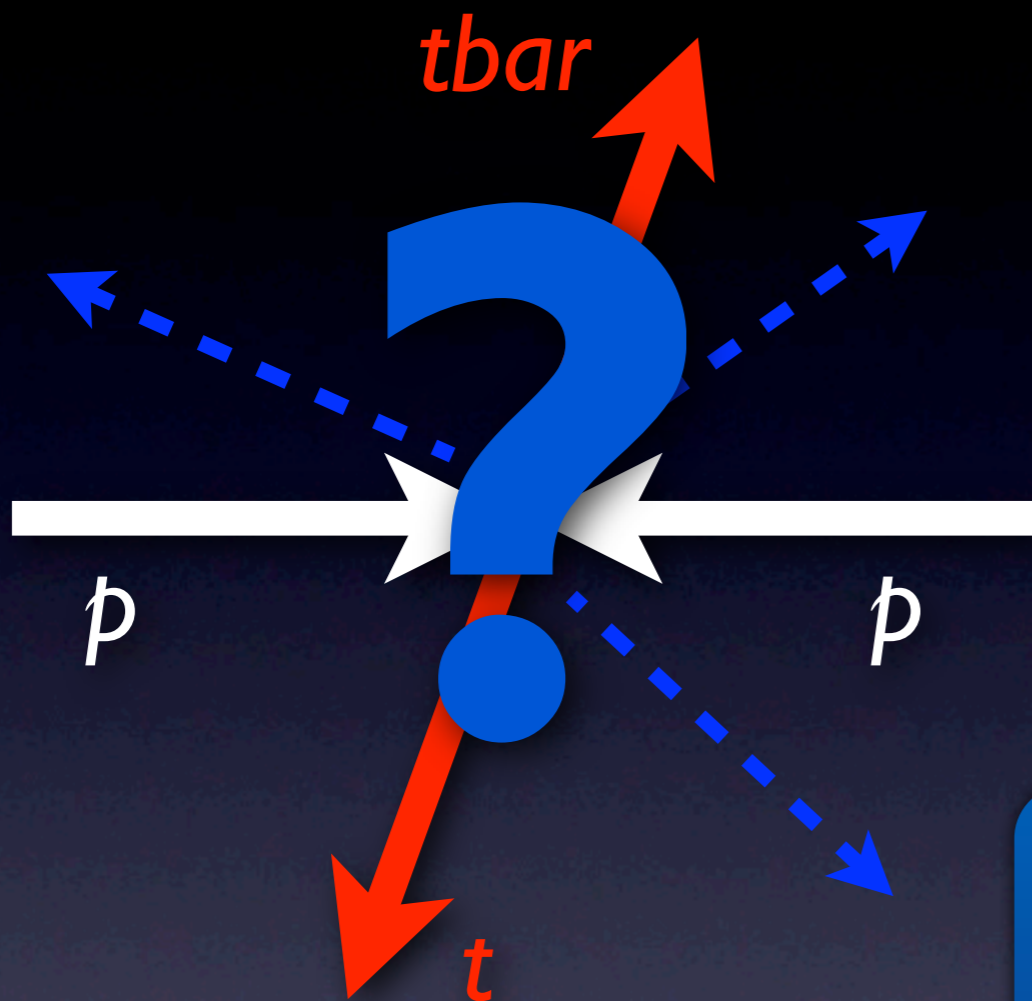
LHC maximal basis



Tevatron (NLO)	---
LHC 7 TeV (Herwig++)	0.420
LHC 10 TeV (Herwig++)	0.458
LHC 14 TeV (Herwig++)	0.479

- Create a basis optimised for top quarks produced by gg fusion (LHC)
- Requires information from the event (kinematics and angles for top quarks)
- Essentially an eigenvector problem based on the spin density matrix

LHC maximal basis



Tevatron (NLO)	---
LHC 7 TeV (Herwig++)	0.420
LHC 10 TeV (Herwig++)	0.458
LHC 14 TeV (Herwig++)	0.479

Increase from 0.299 in the Helicity basis at 10 TeV

- Create a basis optimised for top quark pair production (LHC)
- Requires information from the event (kinematics and angles for top quarks)
- Essentially an eigenvector problem based on the spin density matrix

The top quark decay

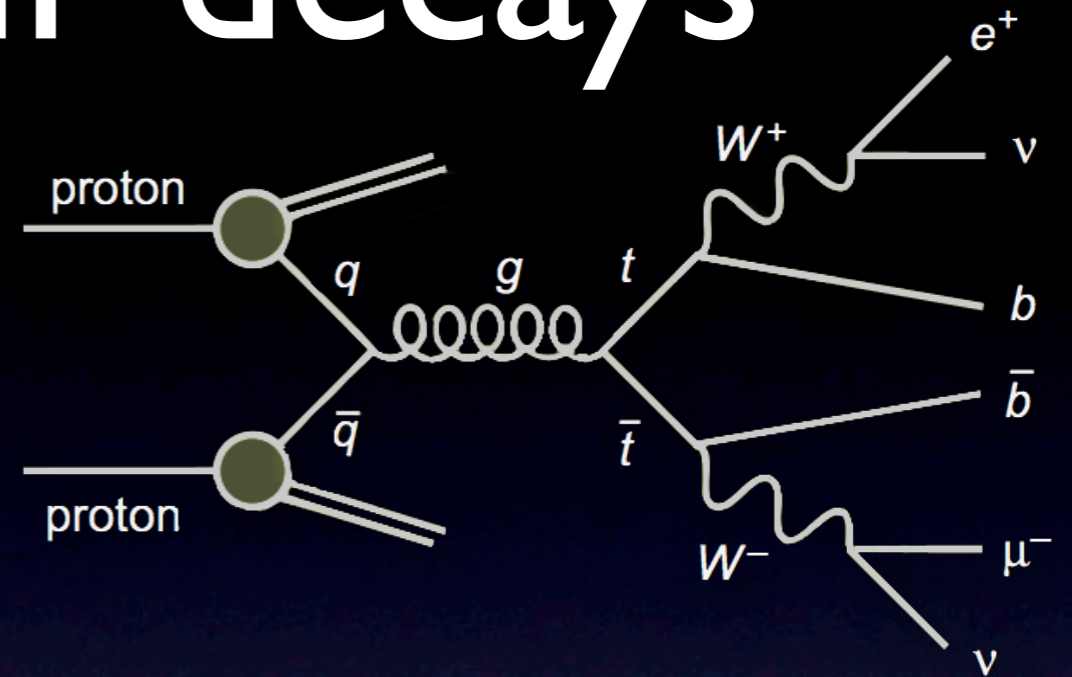
- Top quark decay via $t \rightarrow Wb$ almost always (99.9 %)
- Short lifetime: decays before it hadronises
- Spin information is preserved in decay products
- Decay products determined by the W boson decay
- $t\bar{t}$ decays have two W bosons



	Branching ratio
$W \rightarrow e\nu$	1/9
$W \rightarrow \mu\nu$	1/9
$W \rightarrow \tau\nu$	1/9
$W \rightarrow \text{hadrons}$	2/3

Top quark pair decays

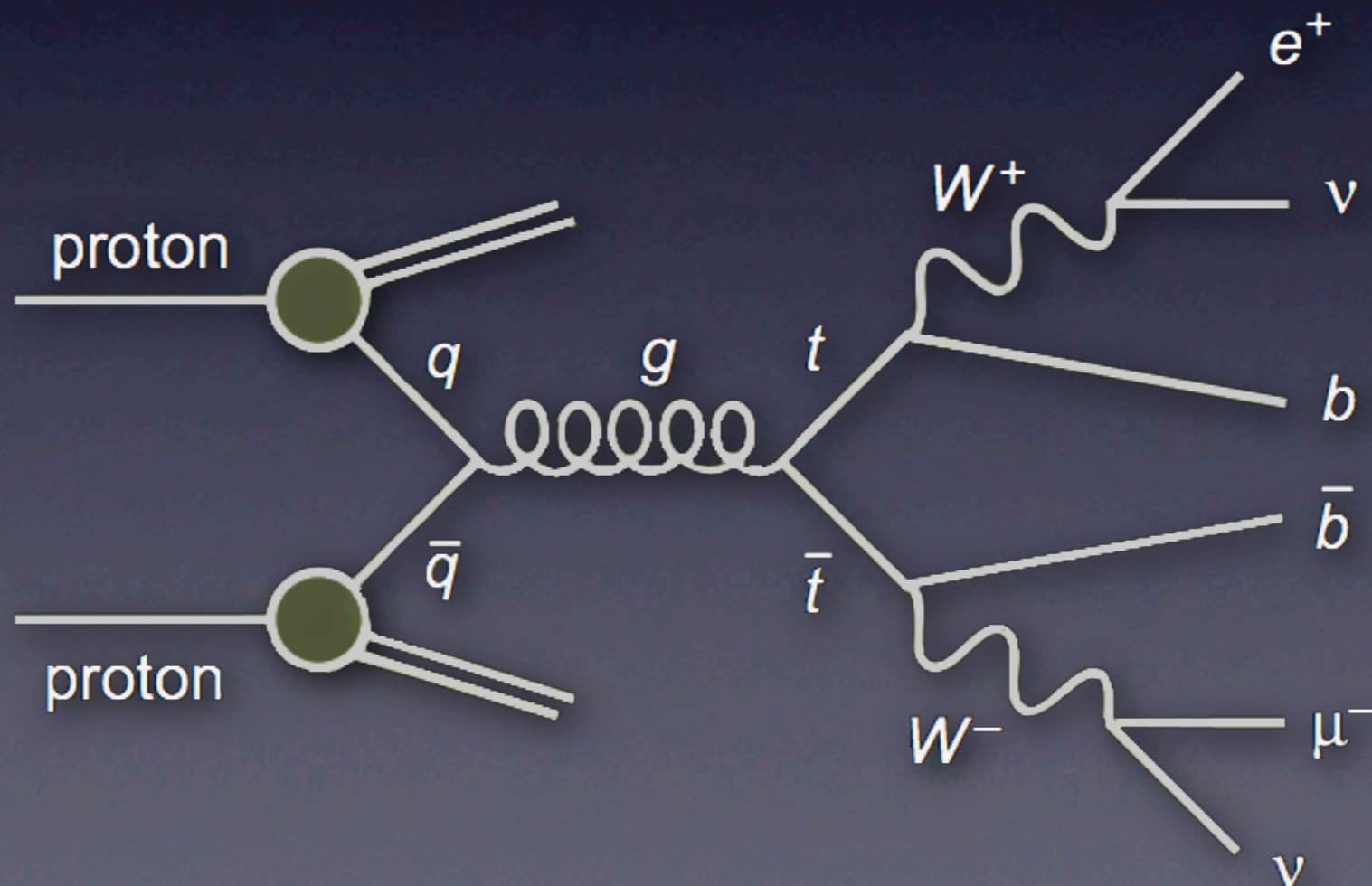
- Traditionally three channels:
 - **dilepton:**
 - both W bosons decay to leptons
 - 2 leptons + 2 jets + missing E_T
 - **lepton + jets:**
 - one W boson decays leptonically, the other hadronically
 - 1 lepton + 4 jets + missing E_T
 - **fully hadronic**
 - both W bosons decay to hadrons
 - 6 jets



$\bar{c}s$	electron+jets	muon+jets	tau+jets	all-hadronic	
$\bar{u}d$					
τ^-					
μ^-	$e\mu$	$\mu\mu$	$\mu\tau$	muon+jets	
e^-	$e\tau$	$e\mu$	$e\tau$	electron+jets	
W decay	e^+	μ^+	τ^+	$u\bar{d}$	$c\bar{s}$

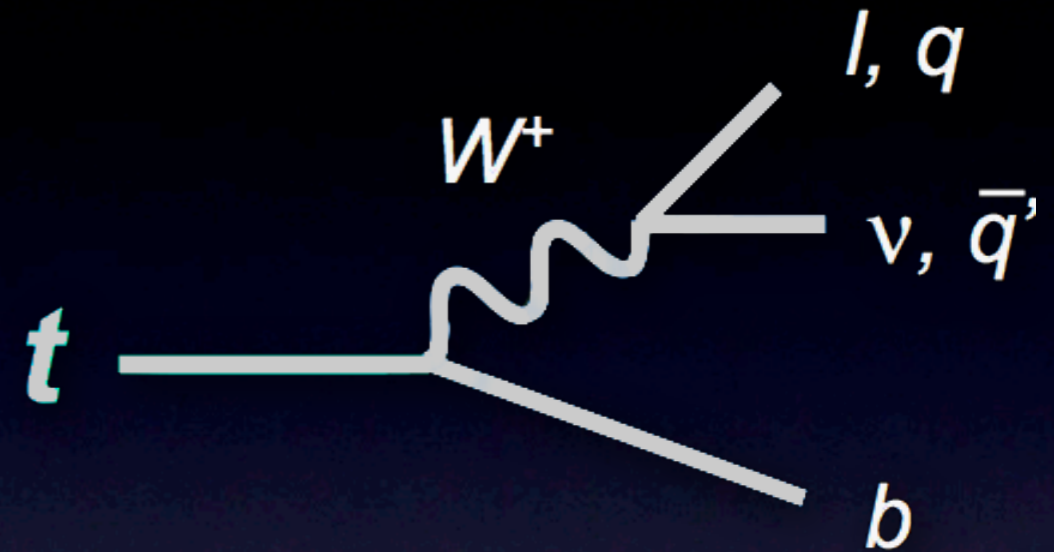
Dileptonic decays

- Events with electrons, and muons easily identifiable
- Look for events that contain only those
- **6.4 %** of $t\bar{t}$ events (including leptonic τ decays)



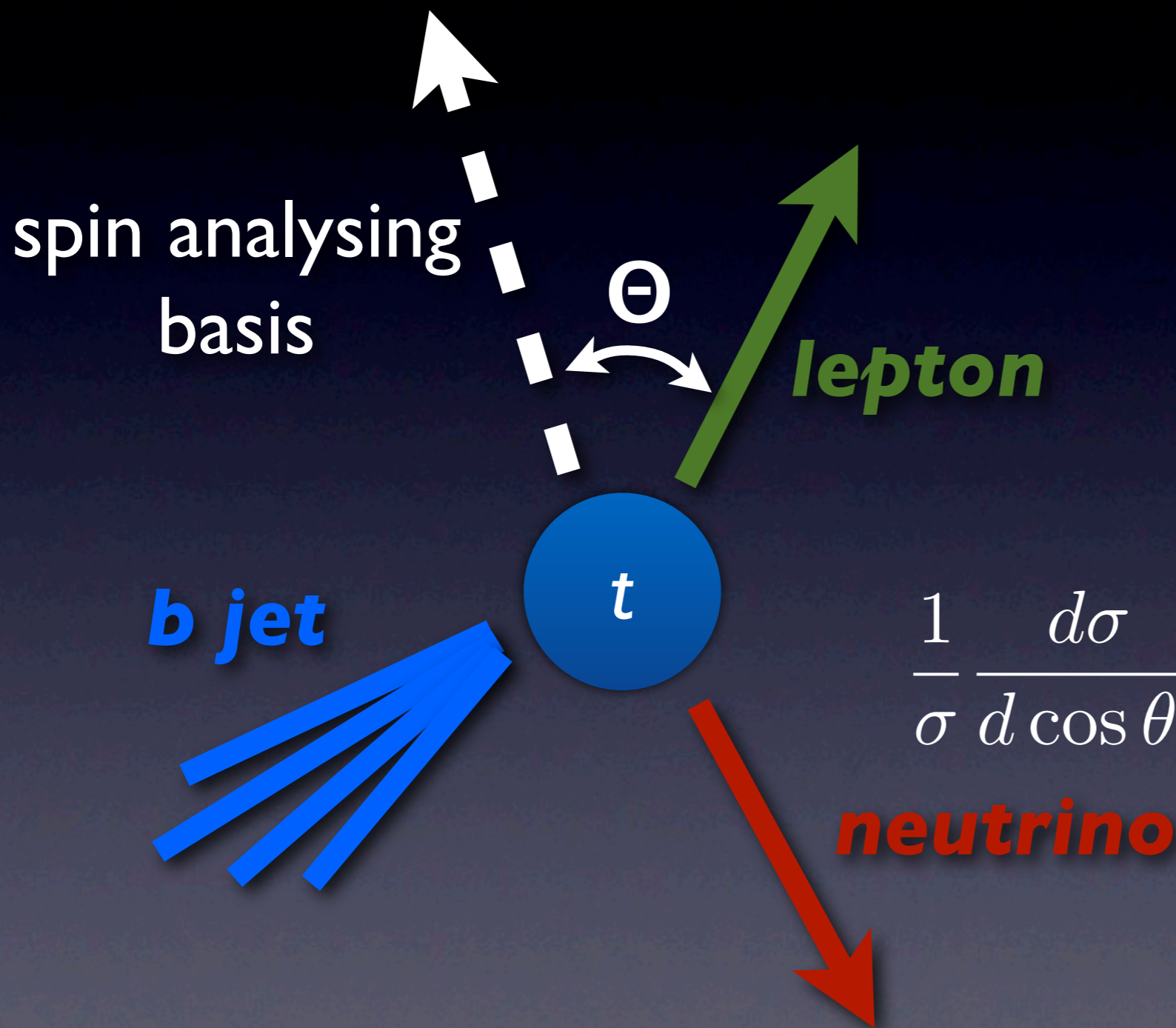
Spin analysing power

- Spin information can be accessed via the angular momentum of the top quark decay products
- Amount of spin information a daughter particle carries from the parent top is encoded in α_i
- Charged leptons and down type quarks



	b quark	W	lepton	d or s quark	u or c quark
α_i (LO)	-0.41	0.41	1	1	-0.31
α_i (NLO)	-0.39	0.39	0.998	0.93	-0.31

Measuring the top spin



Information about the direction of the top quark spin is passed on to its decay products

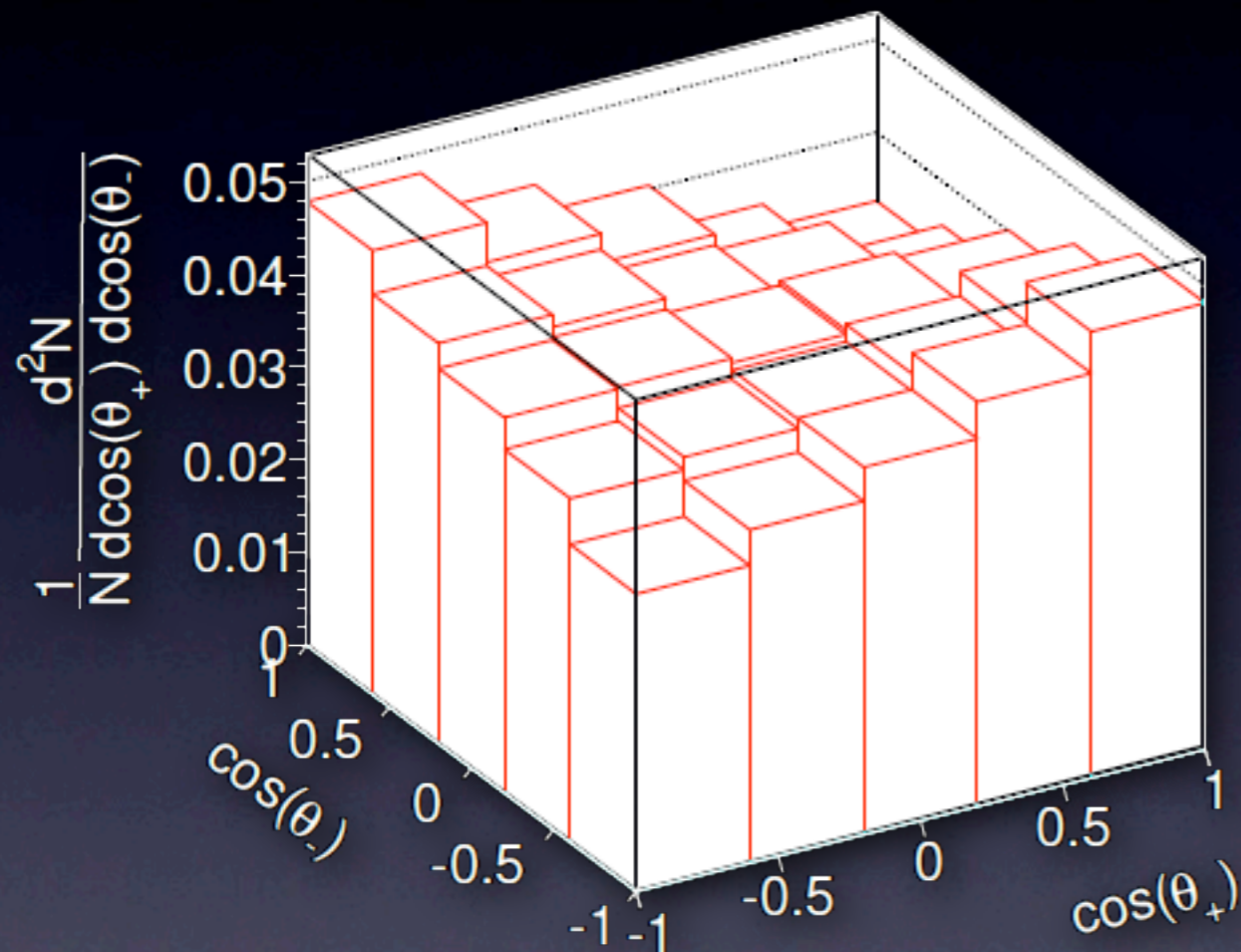
modulus of top polarisation

$$\frac{1}{\sigma} \frac{d\sigma}{d \cos \theta_i} = \frac{1}{2} (1 + S \alpha_i \cdot \cos \theta_i)$$

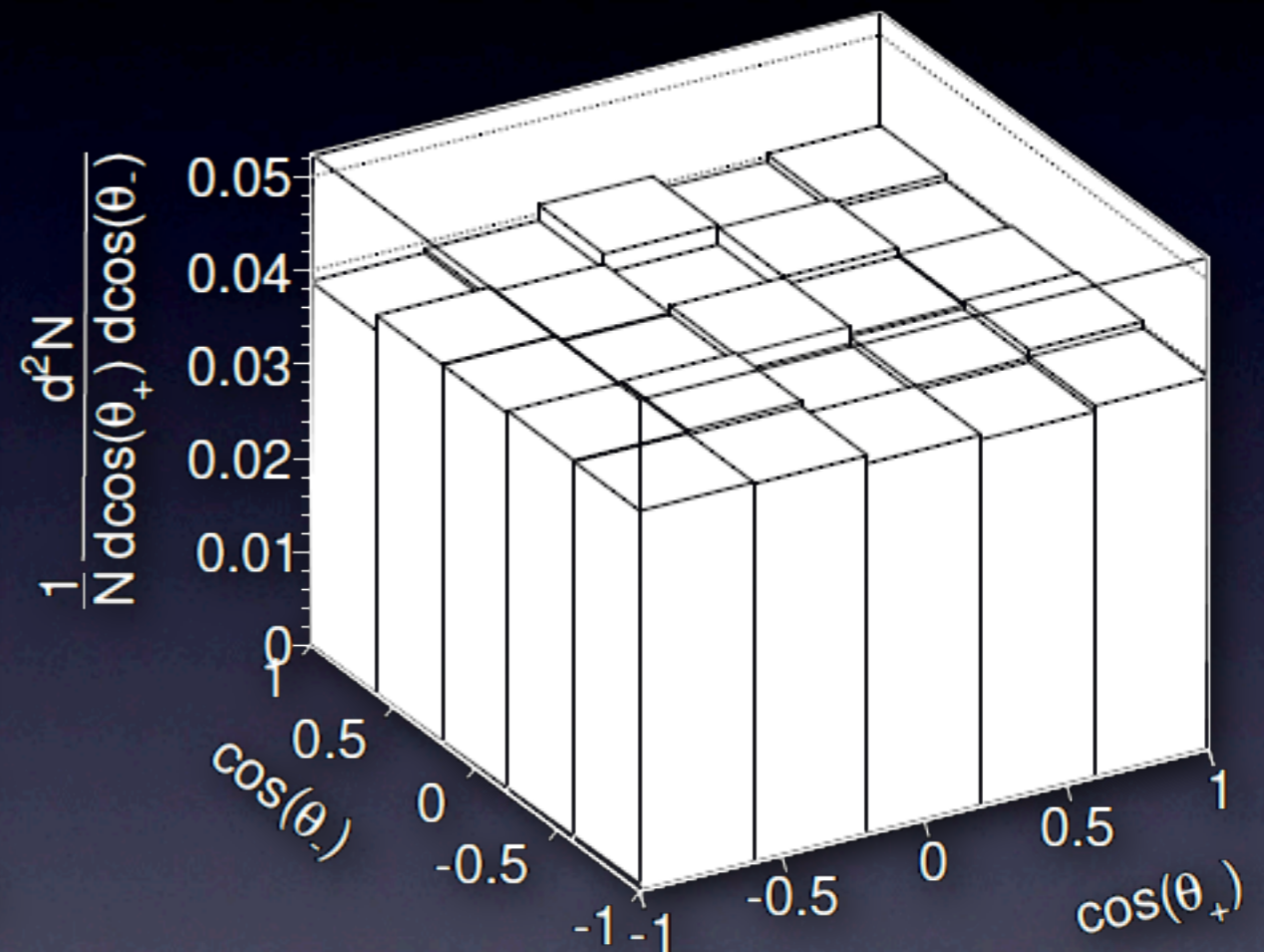
spin analysing power

in top quark rest frame

2D distributions



Standard Model
(Helicity basis)

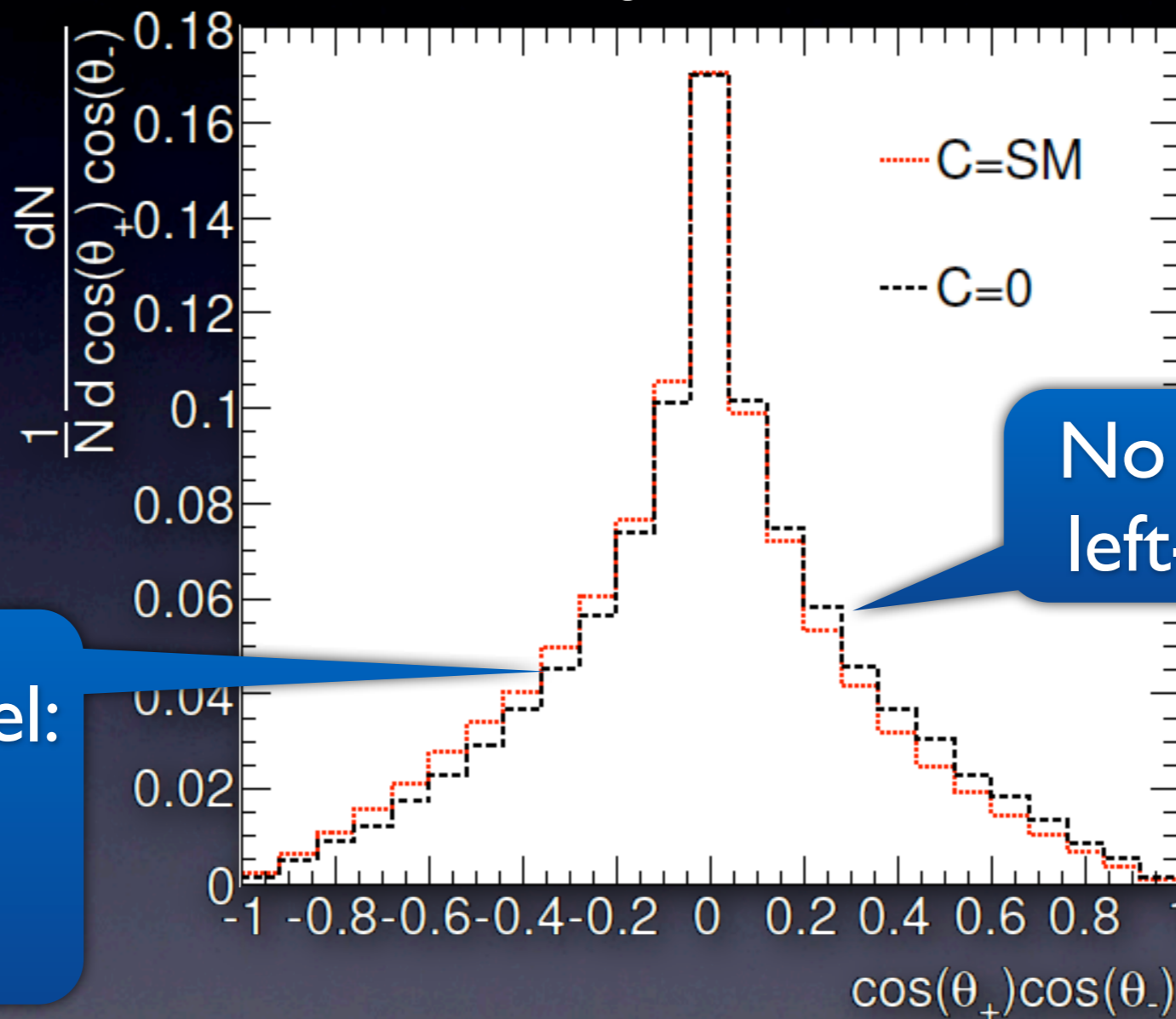


no spin
correlation

Herwig++ Monte Carlo 10 TeV

Spin correlation

Herwig++ Monte Carlo 10 TeV



Standard Model:
left-right
asymmetric

No spin correlation:
left-right symmetric

Helicity basis

Linear extraction

$$A = \frac{N_{like} - N_{unlike}}{N_{like} + N_{unlike}}$$

$$\frac{1}{\sigma} \frac{d^2\sigma}{d\cos(\theta_+)d\cos(\theta_-)} = \frac{1}{4} [1 - A|\alpha_+\alpha_-| \cos(\theta_+) \cos(\theta_-)]$$

Spin analysing power:
for charged leptons = $|\mathbf{x}|$

Results from the Tevatron

- Run i
 - $D\bar{D}$: $A > -0.25$ at 68 % confidence level using 125 pb^{-1} at centre-of-mass energy of 1.8 TeV

- Run ii

- $D\bar{D}$: $A = -0.17^{+0.64}_{-0.53}$ using up to 4.2 fb^{-1} in the beam line basis at 1.96 TeV
- CDF: $A = 0.320^{+0.545}_{-0.775}$ using 2.8 fb^{-1} in the off-diagonal basis at 1.96 TeV

0.777

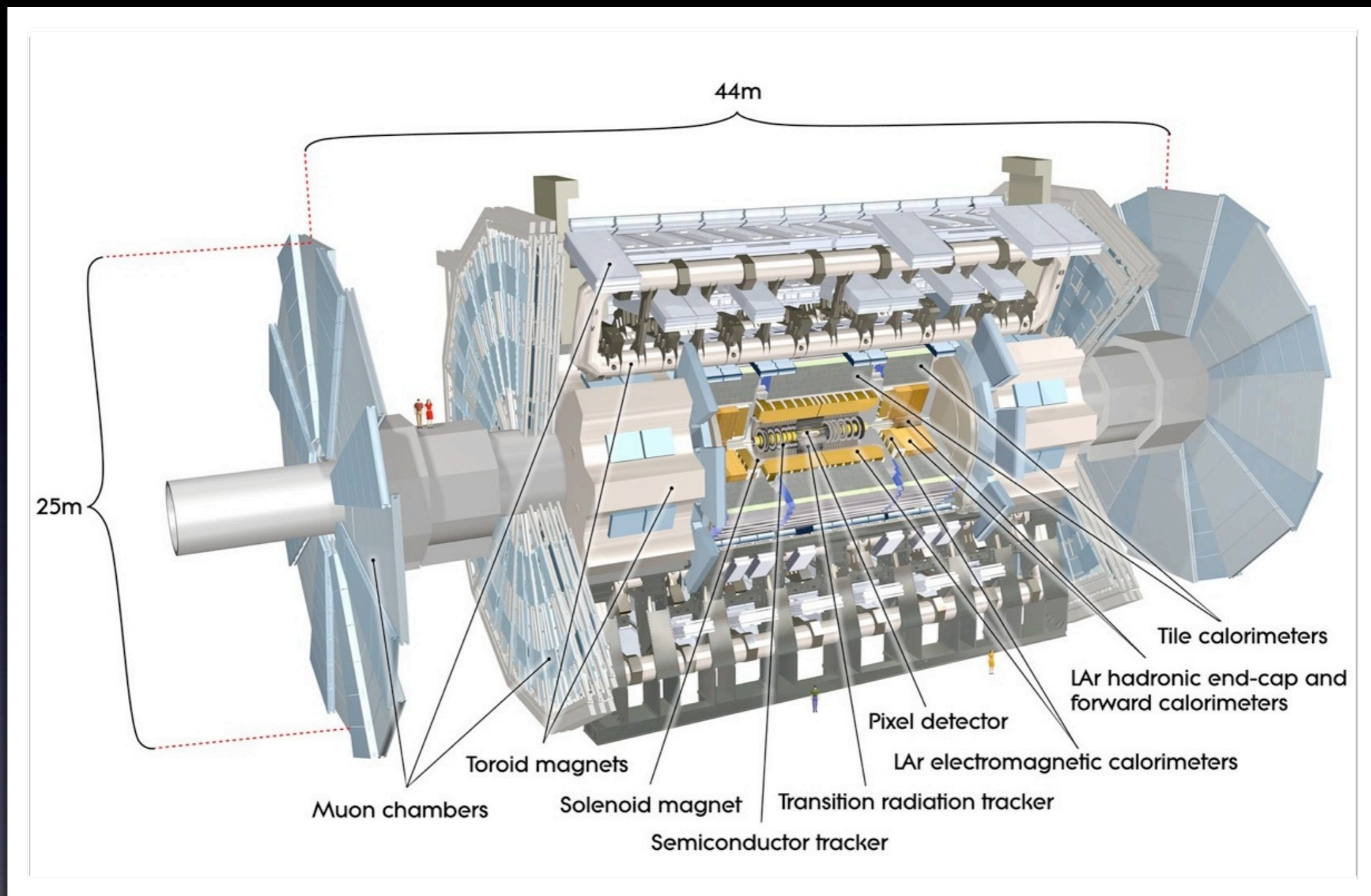
0.782

Expectations for the LHC

E_{CM}	14 TeV (LO Calc)	14 TeV Herwig++	10 TeV Herwig++	7 TeV Herwig++
A_{helicity}	0.33	0.35	0.30	0.27
A_{maximal}	0.48	0.48	0.46	0.42

Event selection

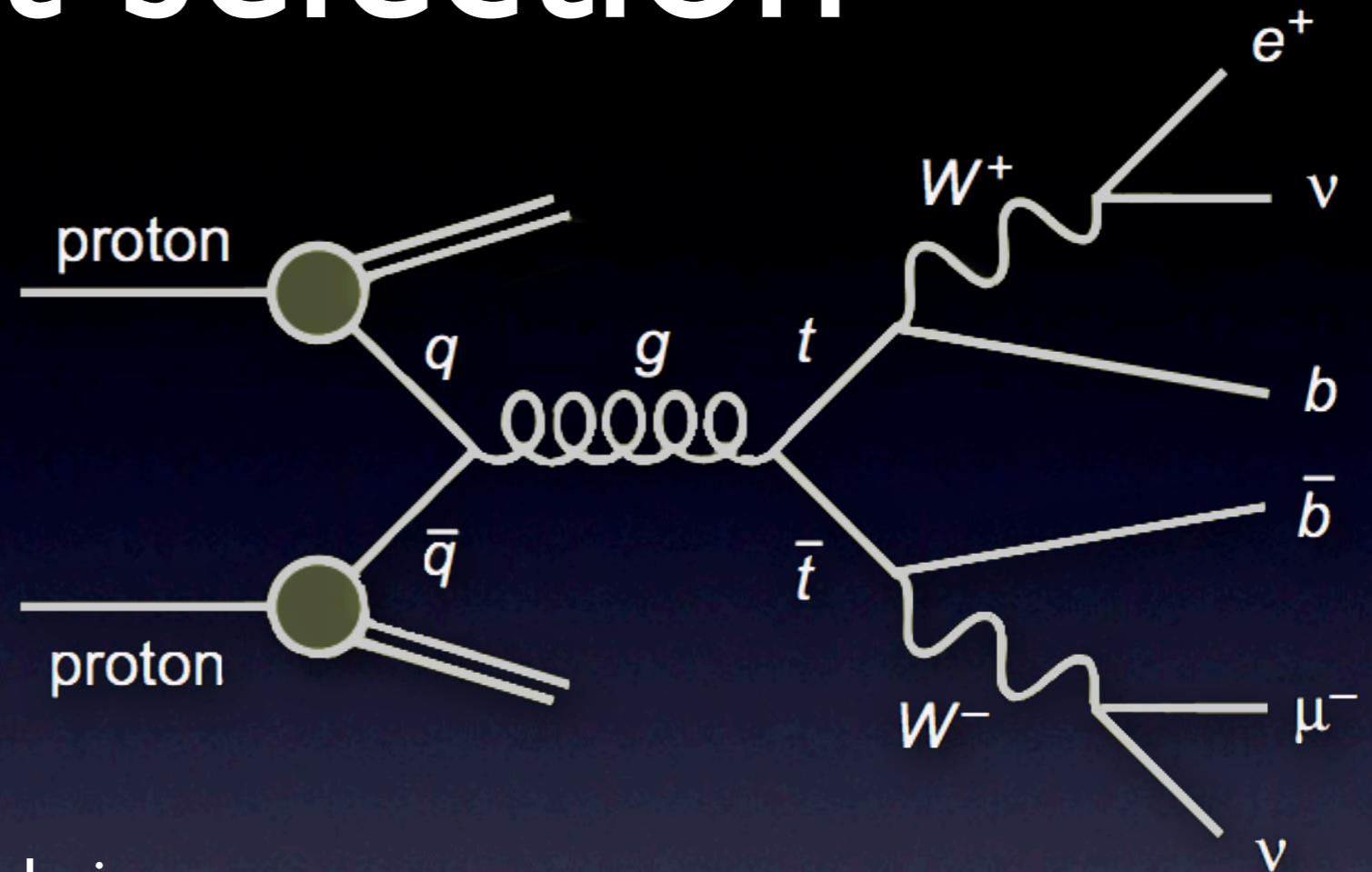
The ATLAS detector



Muon chambers
Solenoid magnet
Transition radiation tracker

Event selection

- Dilepton channels:
 - $ee, e\mu, \mu\mu$
- Advantages:
 - Small background
 - Clear signal
 - No ambiguities in spin analysing power (e.g. due to the down quark)
- Disadvantages:
 - Two neutrinos in the final state
 - Lepton + Jet channel has higher statistics

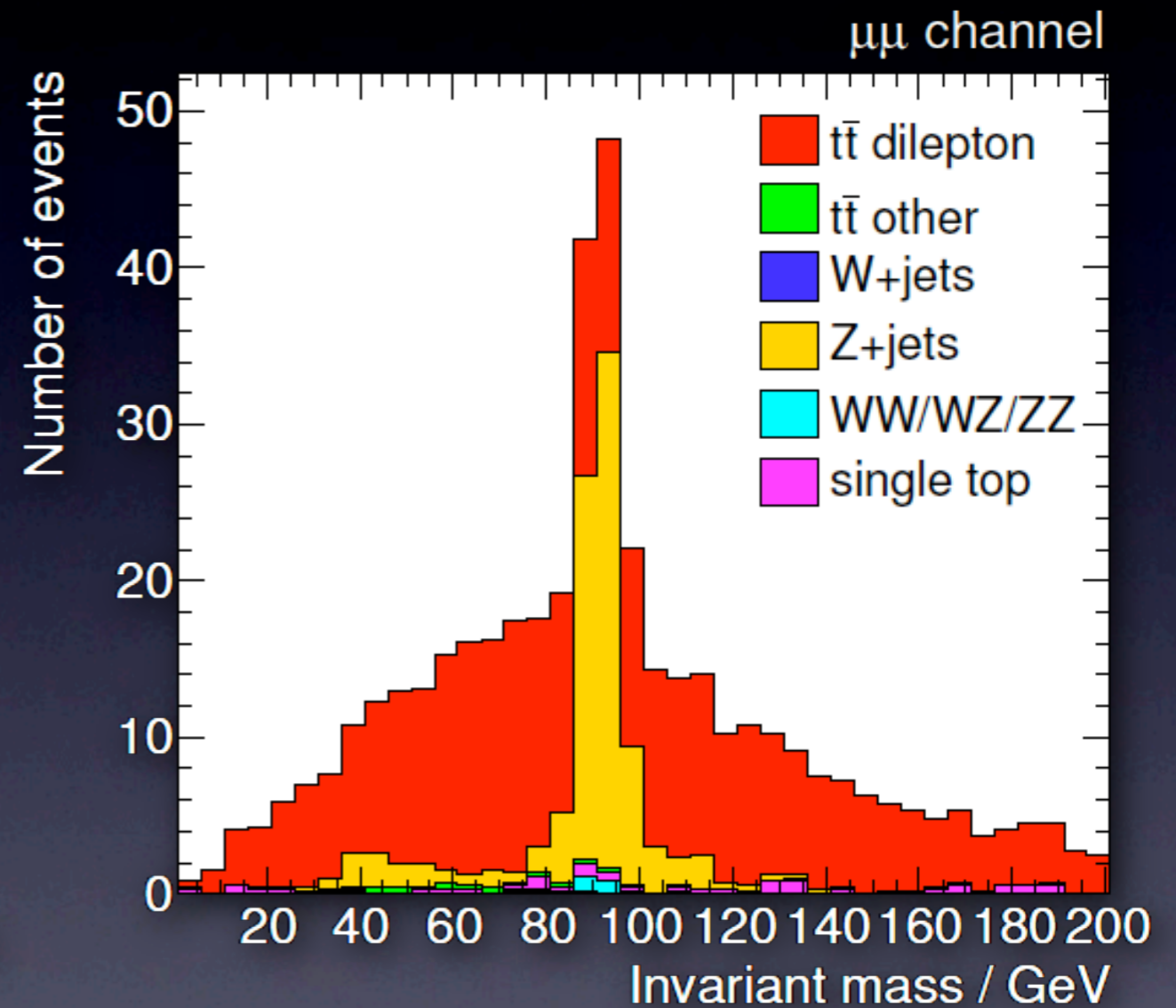
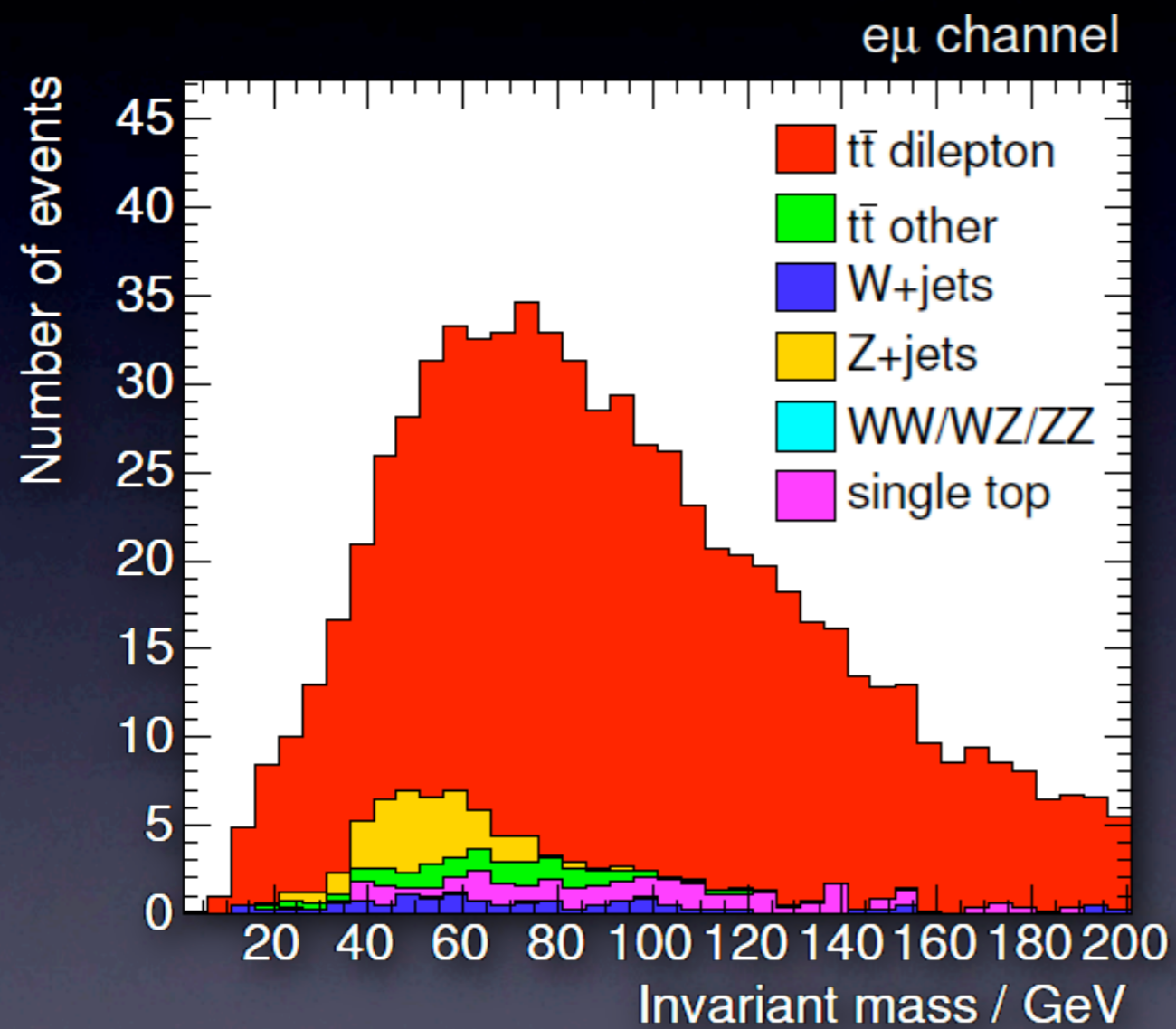


- High efficiency from single lepton (e, μ) trigger, $p_T > 15$ GeV
- Exactly 2 leptons $p_T > 20$ GeV, opposite charge
- At least 2 jets $p_T > 25$ GeV
- Veto events with lepton invariant mass near Z peak (ee and $\mu\mu$ channels)
- Missing $E_T > 35$ GeV (20 GeV for $e\mu$ channel)

	signal	background
$e\mu$	645	93
ee	215	39
$\mu\mu$	301	55
combined	1161	187

Expected number of selected events in 200 pb^{-1} at 10 TeV (MC@NLO)

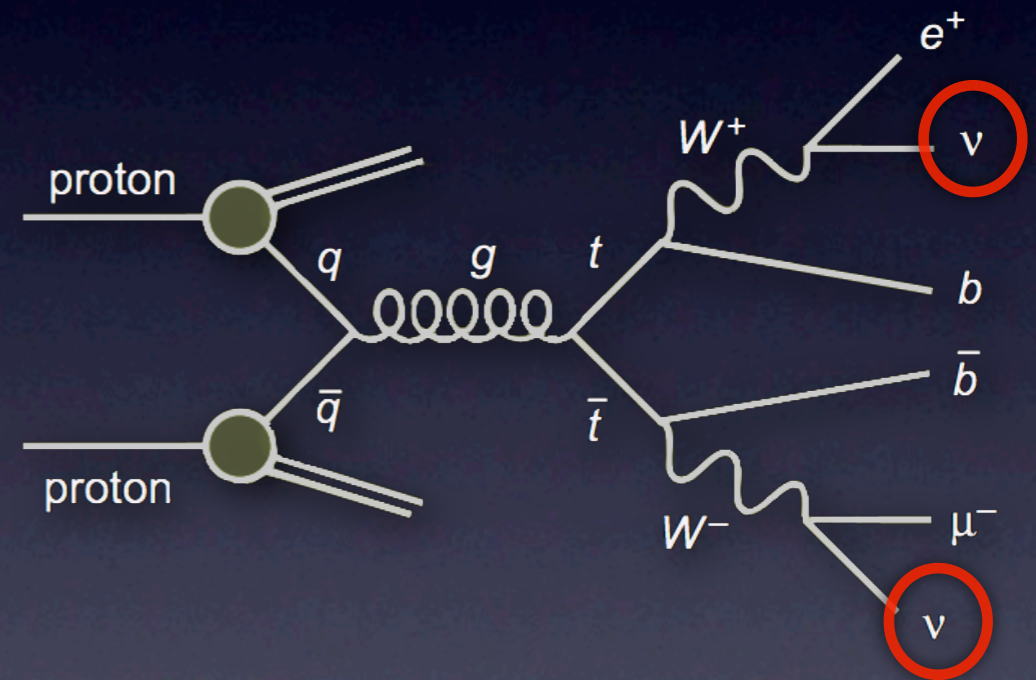
Invariant mass of the two leptons in the event



Event reconstruction

Neutrino weighting

- Need full event topology for spin correlation measurement
- Kinematics under-constrained due to two neutrinos in the final state
- Each neutrino contributes three unknowns
- Use top mass and W mass constraints: (4 quantities)
- Reconstruction based on technique from $D\emptyset$

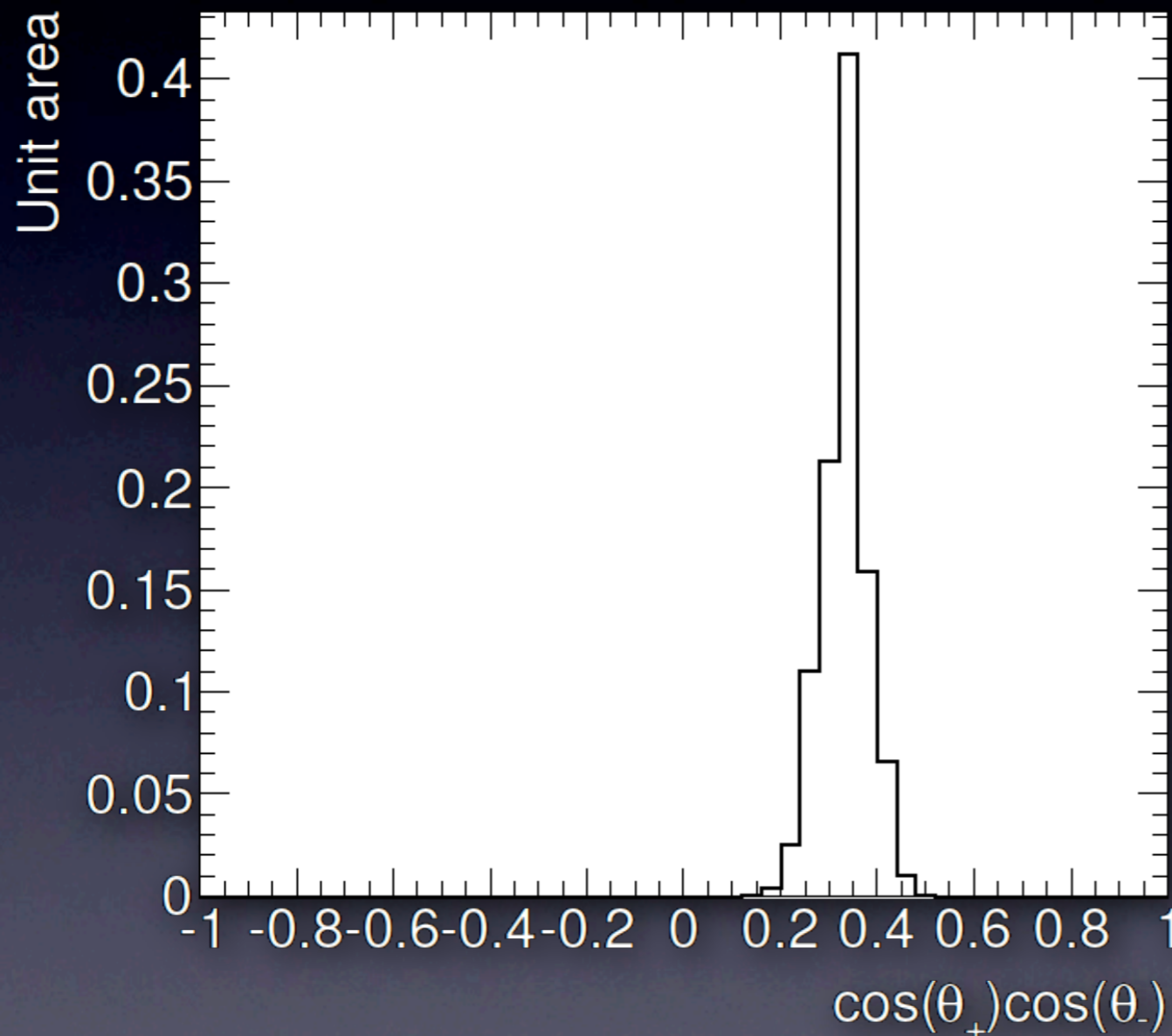


Neutrino weighting

- Do not use the missing E_T x and y components to solve the event kinematics
- Instead test many different assumptions for the neutrino and antineutrino η 's
- Multiple solutions per event
- Calculate p_x and p_y for the neutrino and antineutrino in the solution
- Weight the solution by the agreement with measured missing E_T in the event

$$w_i = \exp\left(\frac{-\left(E_x^{miss} - p_x^\nu - p_x^{\bar{\nu}}\right)^2}{2\sigma_x^2}\right) \cdot \exp\left(\frac{-\left(E_y^{miss} - p_y^\nu - p_y^{\bar{\nu}}\right)^2}{2\sigma_y^2}\right)$$

Distribution for one event



- Results from the neutrino weighting algorithm for a single event
- Probability density of solutions

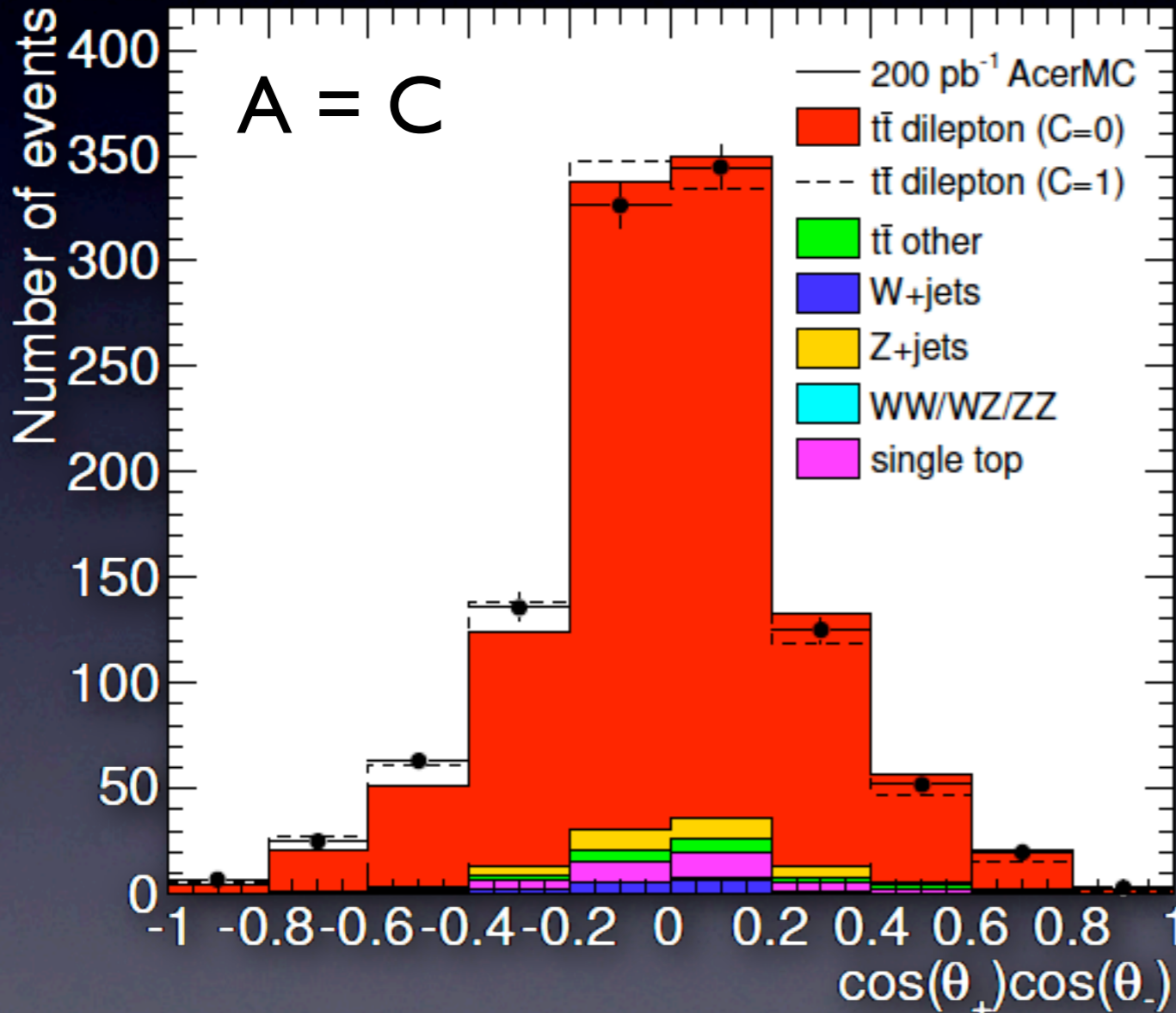
Results

Template fits

- Distributions are distorted by the selection and reconstruction → template fits
- Make templates for the background processes
- Make templates for the signal process with different amounts of spin correlation
- Pseudo experiments for the uncertainties

LHC maximal basis

Neutrino Weighting Algorithm

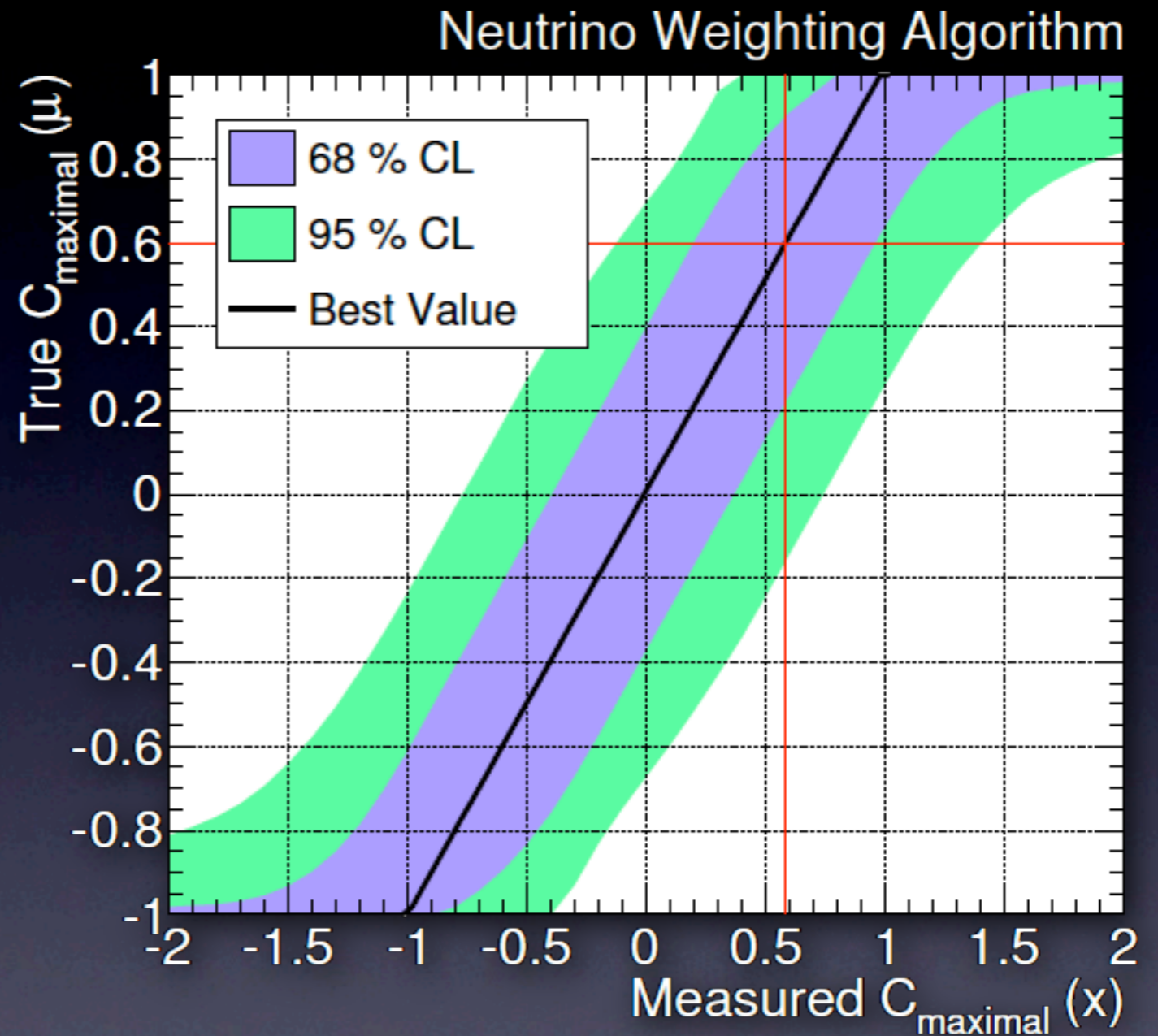


‘Data’ points represent
 200 pb⁻¹ of AcerMC
 Monte Carlo
 contains correlation
 $A = SM (0.46?)$

MC@NLO Monte Carlo:
 $A = 0$: red (no correlation)
 $A = 1$: dashed, hollow

$$A = C$$

- Confidence interval
- Maps measured value of A to parton level value (diagonal line)
- Uncertainty is systematic and statistical for 200 pb^{-1}
- Takes into account that only $-1 < A < 1$ are physically allowed
- Draw vertical line at measured A and read off horizontal value + limits



200 pb^{-1}

$$A = 0.60^{+0.30}_{-0.39}$$

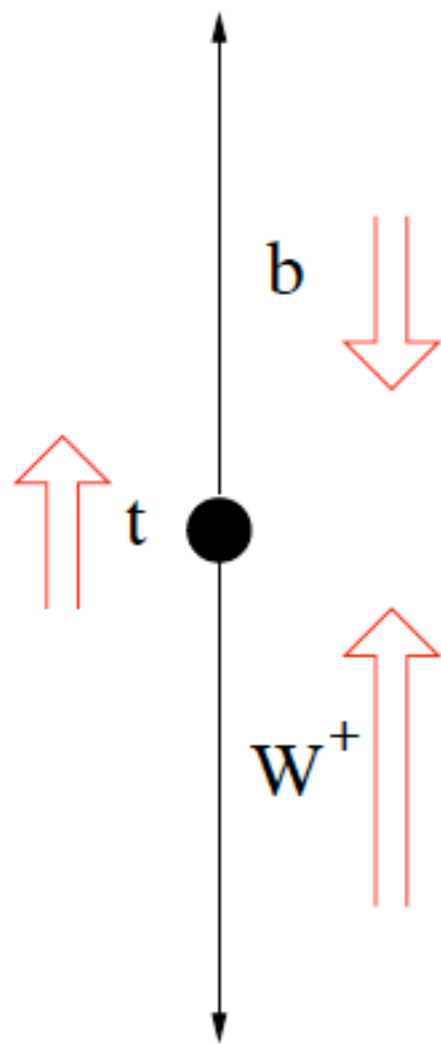
Conclusions

- Even though a measurement looks impossible, it isn't!
- First study using a 'small-ish' amount of data (i.e. not 10 fb^{-1} at 14 TeV)
- 200 pb^{-1} uncertainty is ± 0.35 , $D\bar{0}$ has ± 0.59 with 4.2 fb^{-1}
- Maximal basis better than Helicity basis ($A=0.46$ vs 0.30)
- Template method more sensitive than unbiased estimators

- To-do:
 - Repeat analysis in easier (to reconstruct) lepton + jets channel
 - Update for 7 TeV

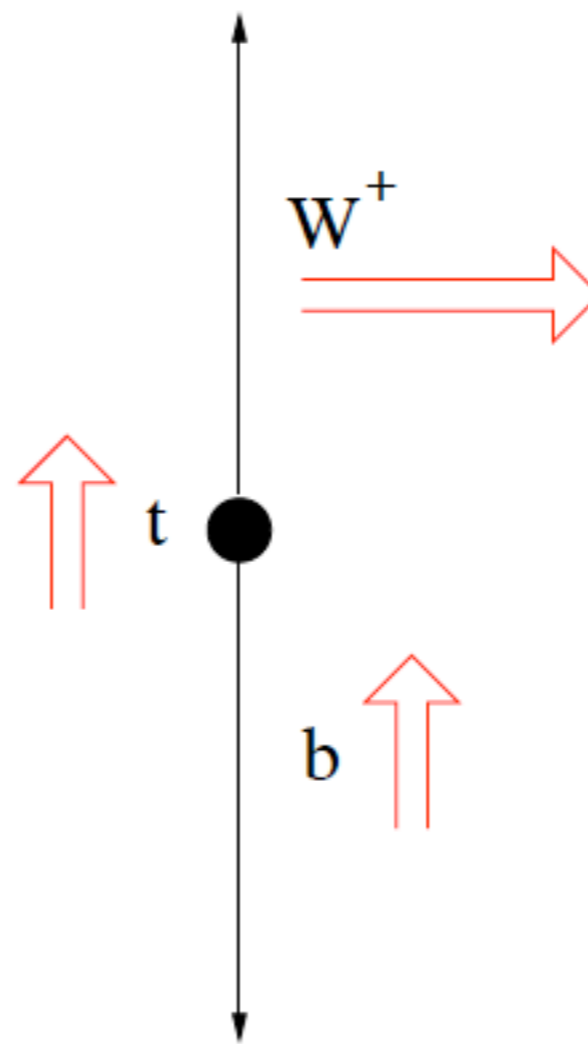
Didn't talk about

- LHC Maximal basis implementation in detail
- Alternative dilepton reconstruction method
- Can write the equations describing $t\bar{t}b\bar{b}$ system as a single quartic polynomial and solve analytically (no numerical methods)
- Measurements in the helicity basis
- Unbiased estimators
- Feldman Cousins confidence Interval



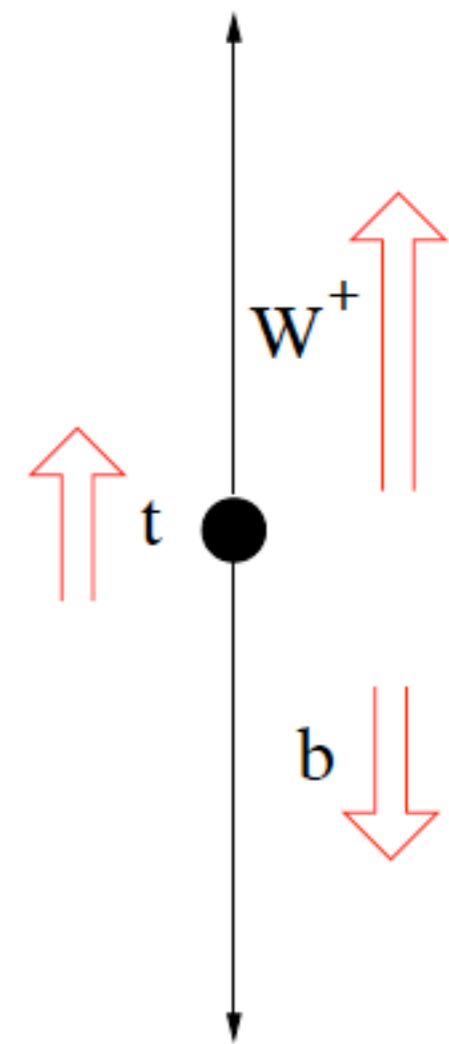
Left-Handed W

0.304



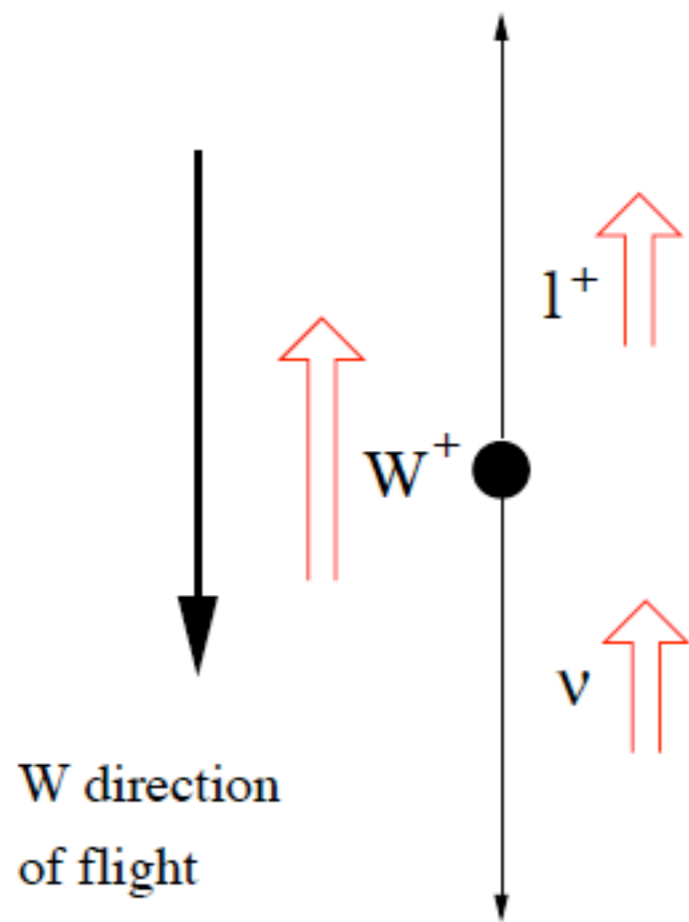
Longitudinal W

0.695

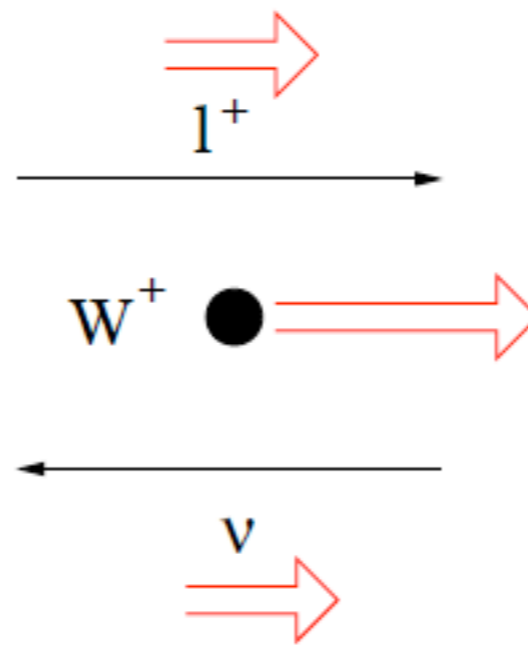


Right-Handed W

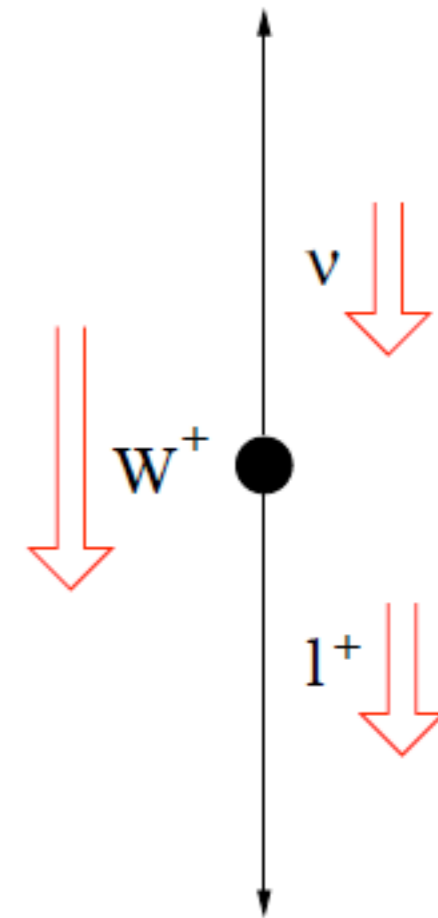
$$0.695 - 0.304 = \alpha_i(W)$$



Left-Handed W



Longitudinal W



Right-Handed W