

---

# Status of a next-generation electron-positron collider: ILC and CLIC

**Philip Burrows**

*John Adams Institute, Oxford University*

# Outline

---

- **Introduction**
- **The Higgs boson + the Large Hadron Collider**
- **An  $e^+e^-$  collider Higgs factory**
- **International Linear Collider (ILC)**
- **Compact Linear Collider (CLIC)**
- **Project implementation and timeline**

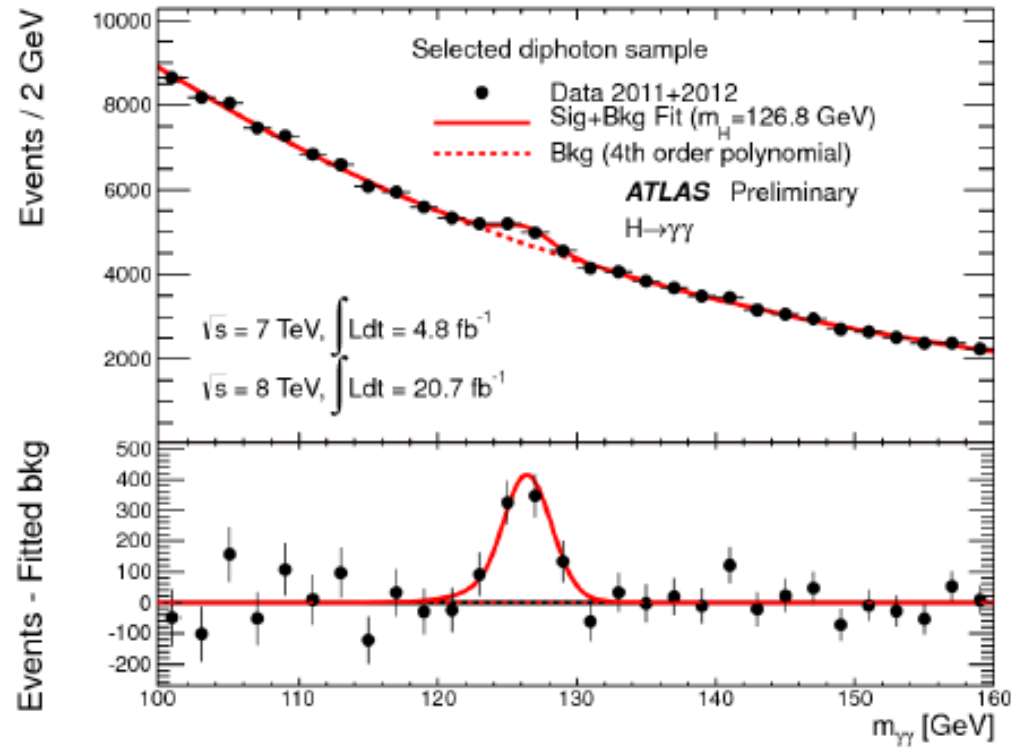
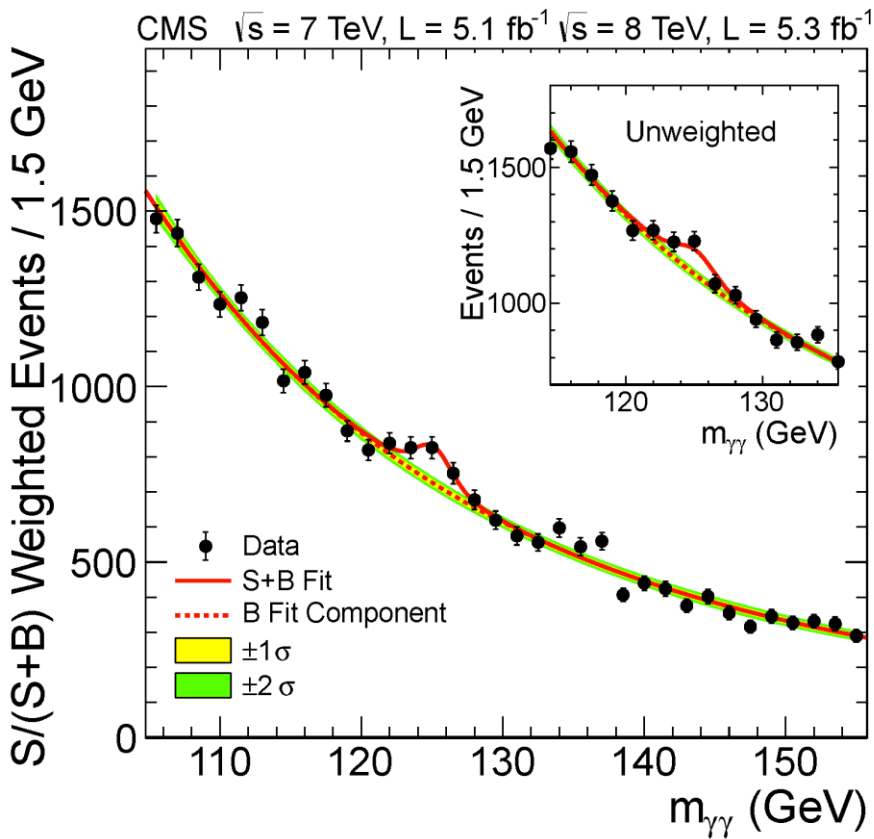
# Large Hadron Collider (LHC)

**Largest,  
highest-energy  
particle  
collider**


**CERN,  
Geneva**



# The 2012 discovery



# It's officially a Higgs Boson!



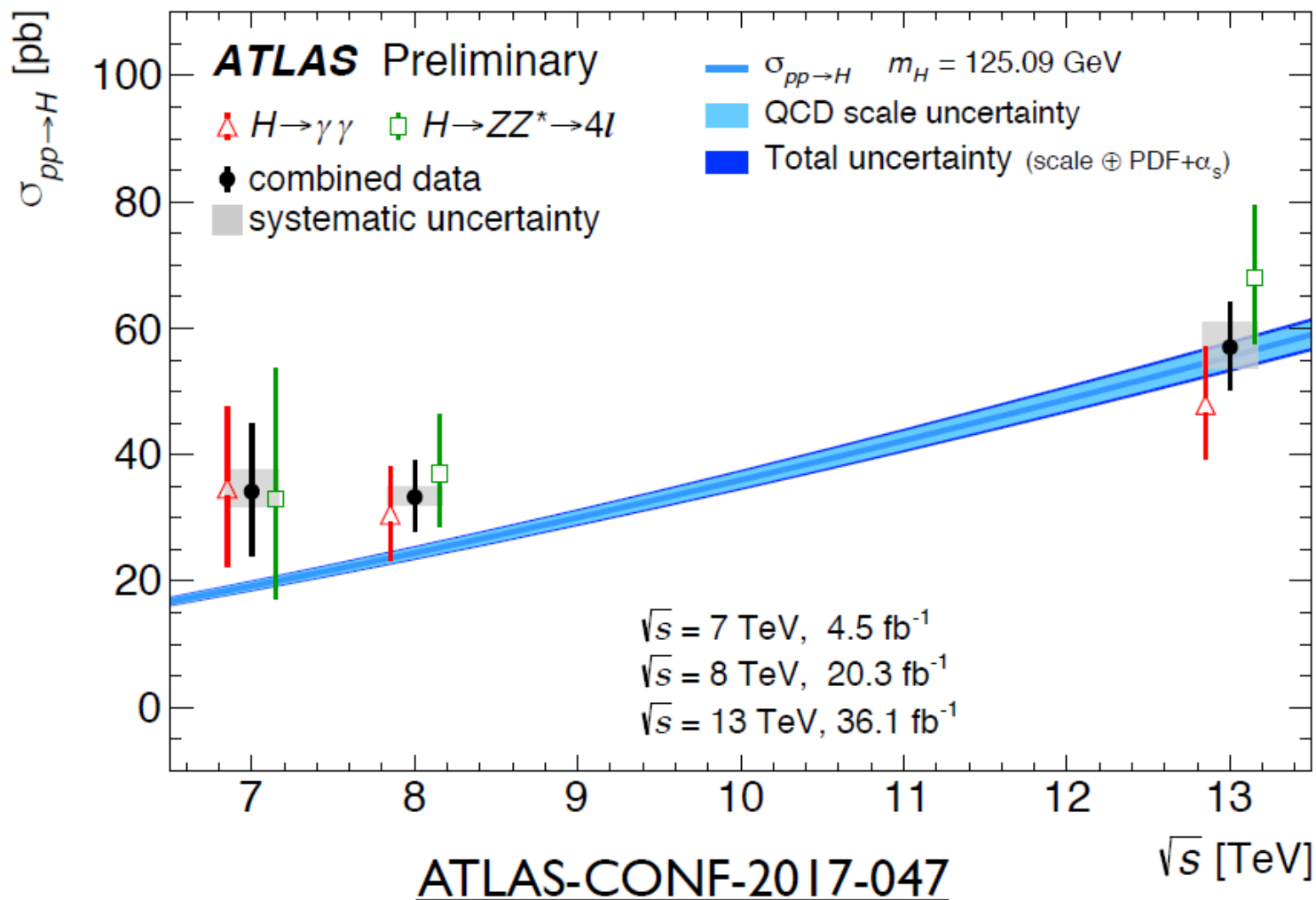
# Finger-printing the Higgs boson

---

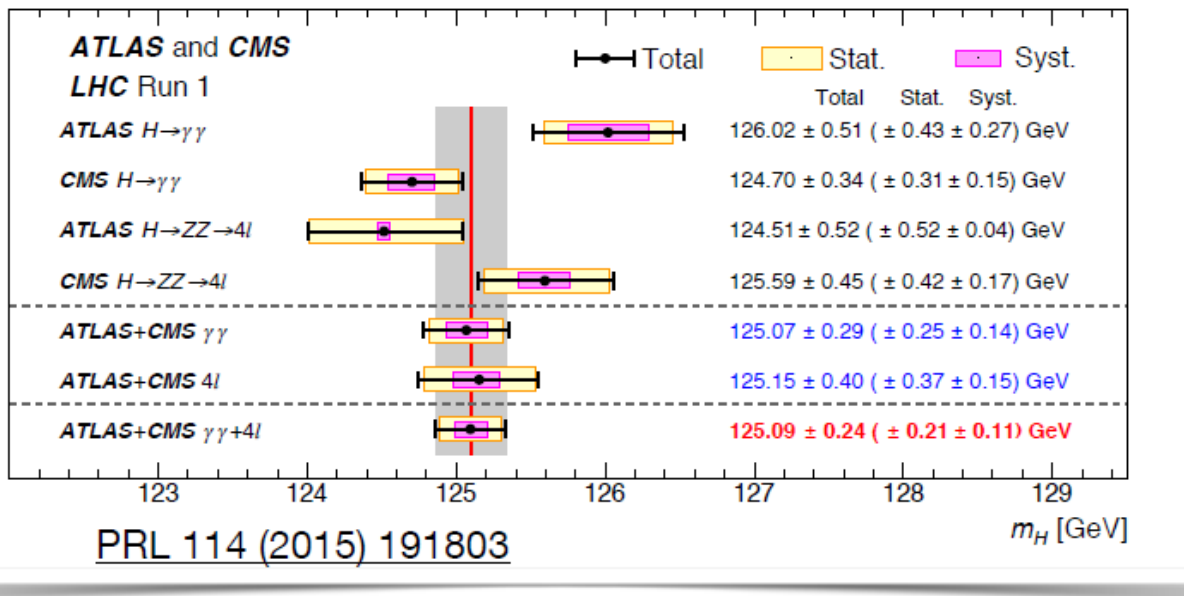
Determine its 'profile':

- **Mass**
- **Width**
- **Spin**
- **CP nature**
- **Coupling to fermions**
- **Coupling to gauge bosons**
- **Yukawa coupling to top quark**
- **Self coupling  $\rightarrow$  Higgs potential**

# Higgs production cross section



# Higgs mass/width



## Run-2

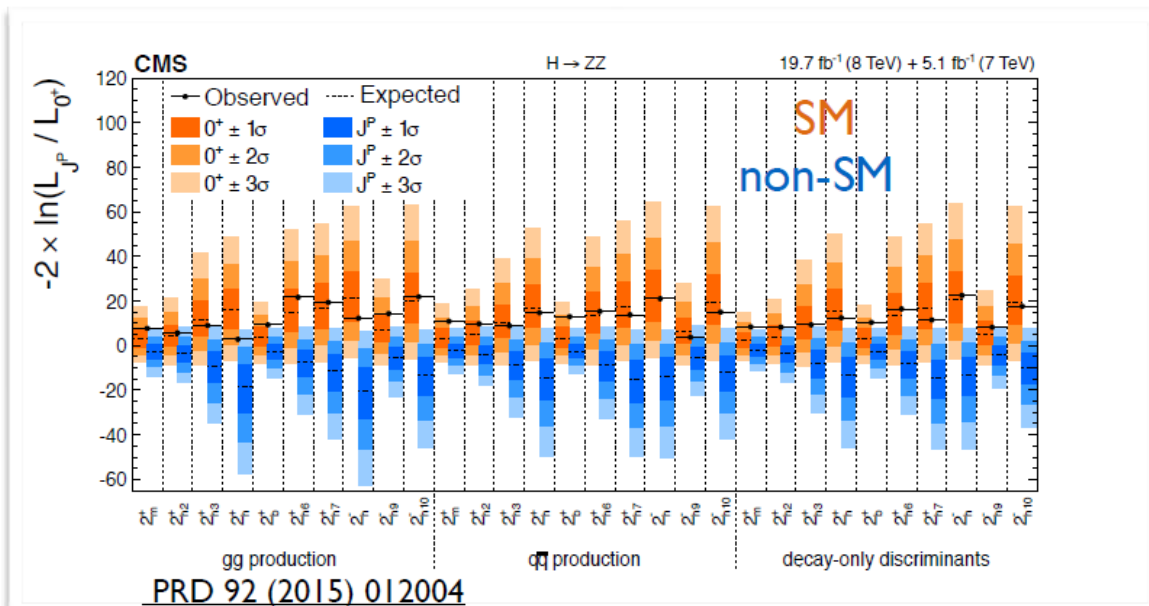
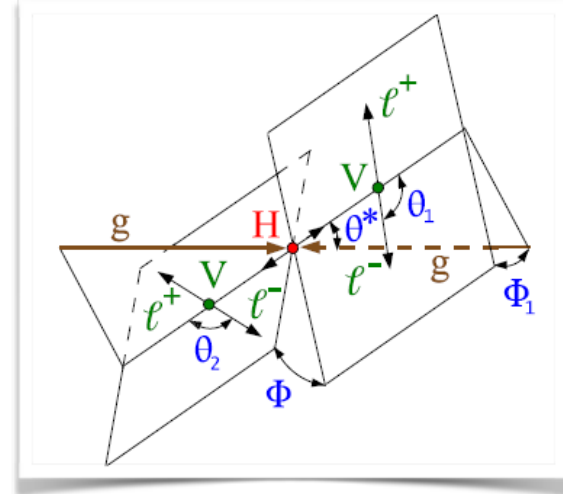
CMS:  $125.26 \pm 0.21$  GeV  
 ATLAS:  $124.98 \pm 0.28$  GeV

- Lower bound on total width from decay measurements
- Direct experimental measurements probe 3 orders of magnitude larger than SM width ( $\Gamma=4$  MeV)
- Indirect constraint\* on the width via measurement of ratio of off-peak to on-peak cross-section
  - CMS:  $\Gamma < 13$  MeV
  - ATLAS:  $\Gamma < 22$  MeV



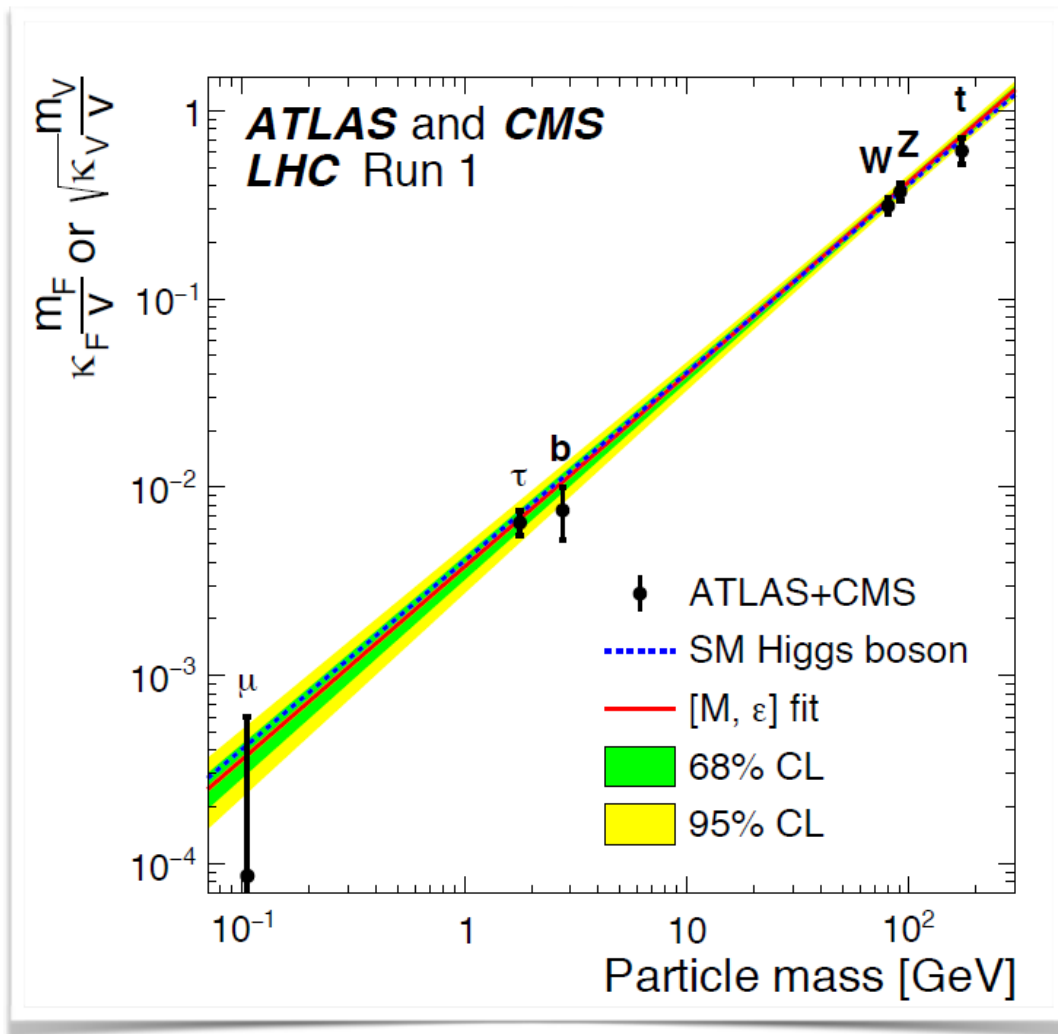
# Higgs spin/parity

- SM predicts  $J^{PC} = 0^{++}$
- Angular distributions sensitive to  $J^P$
- Wide range of alternative quantum numbers excluded at  $>99\%$  CL
- All observations consistent with expectations for the SM Higgs boson



Tests of  
alternative  $J^P$   
hypotheses in  $ZZ$

# Higgs couplings



# Finger-printing the Higgs boson

---

**Is it:**

**the Higgs Boson of the Standard Model?**

**another type of Higgs boson?**

**something that looks like a Higgs boson but is actually more complicated?**

# Finger-printing the Higgs boson

---

**Is it:**

**the Higgs Boson of the Standard Model?**

**another type of Higgs boson?**

**something that looks like a Higgs boson but is actually more complicated?**

**→ Measurements of the Higgs couplings to the different species of quarks, leptons and gauge bosons are the key to answering these questions**

# Non-Standard Higgs couplings

---

**Snowmass Higgs working group:**

**Decoupling limit:**

**If all new particles (except Higgs) are at a (high) high mass scale  $M$**

**deviations from SM predictions**

**are of order  $m_H^2 / M^2$**

# Non-Standard Higgs couplings

For  $M = 1$  TeV, deviations of couplings from SM:

Model	$\kappa_V$	$\kappa_b$	$\kappa_\gamma$
Singlet Mixing	$\sim 6\%$	$\sim 6\%$	$\sim 6\%$
2HDM	$\sim 1\%$	$\sim 10\%$	$\sim 1\%$
Decoupling MSSM	$\sim -0.0013\%$	$\sim 1.6\%$	$< 1.5\%$
Composite	$\sim -3\%$	$\sim -(3 - 9)\%$	$\sim -9\%$
Top Partner	$\sim -2\%$	$\sim -2\%$	$\sim +1\%$

# Non-Standard Higgs couplings

For  $M = 1$  TeV, deviations of couplings from SM:

Model	$\kappa_V$	$\kappa_b$	$\kappa_\gamma$
Singlet Mixing	$\sim 6\%$	$\sim 6\%$	$\sim 6\%$
2HDM	$\sim 1\%$	$\sim 10\%$	$\sim 1\%$
Decoupling MSSM	$\sim -0.0013\%$	$\sim 1.6\%$	$< 1.5\%$
Composite	$\sim -3\%$	$\sim -(3 - 9)\%$	$\sim -9\%$
Top Partner	$\sim -2\%$	$\sim -2\%$	$\sim +1\%$

Deviations in the range  $1\% \rightarrow 10\%$

# Non-Standard Higgs couplings

For  $M = 1$  TeV, deviations of couplings from SM:

Model	$\kappa_V$	$\kappa_b$	$\kappa_\gamma$
Singlet Mixing	$\sim 6\%$	$\sim 6\%$	$\sim 6\%$
2HDM	$\sim 1\%$	$\sim 10\%$	$\sim 1\%$
Decoupling MSSM	$\sim -0.0013\%$	$\sim 1.6\%$	$< 1.5\%$
Composite	$\sim -3\%$	$\sim -(3 - 9)\%$	$\sim -9\%$
Top Partner	$\sim -2\%$	$\sim -2\%$	$\sim +1\%$

Deviations in the range  $1\% \rightarrow 10\%$

**$\rightarrow$  measurements must be significantly more precise to resolve such deviations**



# LHC projections

---

# LHC projections

---

**Currently, typically LHC projected precisions on Higgs coupling measurements assume that:**

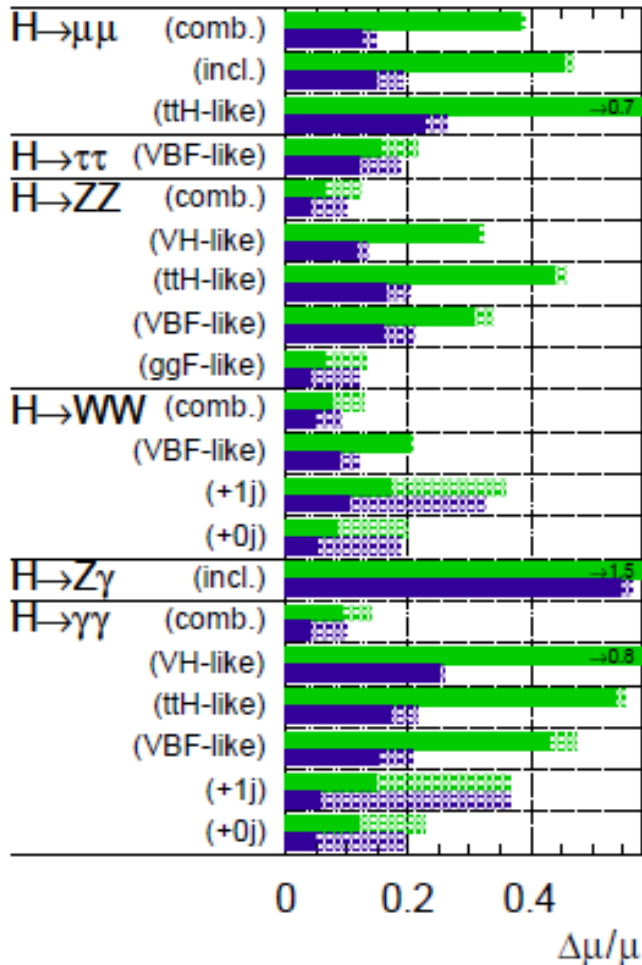
- **Standard Model is correct**
- **No non-Standard decay modes (total width = SM)**
- **Charm and top couplings deviate from SM by same factor**

# ATLAS projections

ATLAS Simulation Preliminary

$\sqrt{s} = 14$  TeV:  $\int L dt = 300 \text{ fb}^{-1}$  ;  $\int L dt = 3000 \text{ fb}^{-1}$

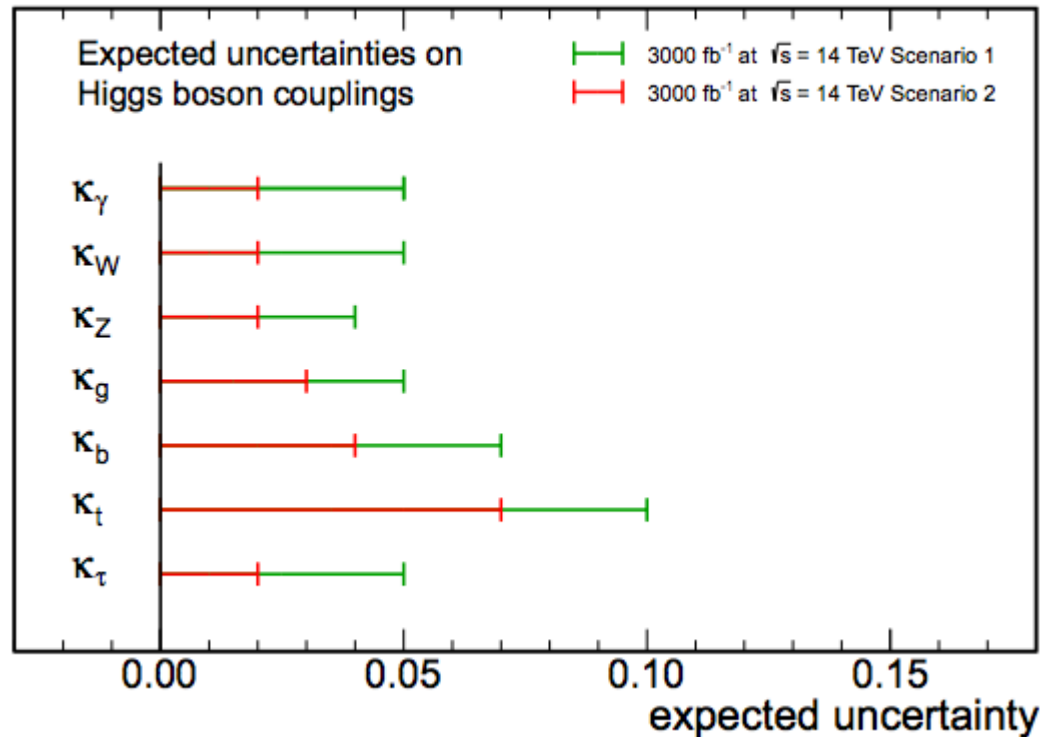
ATL PHYS PUB 2013 014



# CMS projections

$L$ ( $\text{fb}^{-1}$ )	$\kappa_\gamma$	$\kappa_W$	$\kappa_Z$	$\kappa_g$	$\kappa_b$	$\kappa_t$	$\kappa_\tau$	$\kappa_{Z\gamma}$	$\kappa_{\mu\mu}$	$\text{BR}_{\text{SM}}$
300	[5, 7]	[4, 6]	[4, 6]	[6, 8]	[10, 13]	[14, 15]	[6, 8]	[41, 41]	[23, 23]	[14, 18]
3000	[2, 5]	[2, 5]	[2, 4]	[3, 5]	[4, 7]	[7, 10]	[2, 5]	[10, 12]	[8, 8]	[7, 11]

## CMS Projection



**CMS-NOTE-2013-002**

**Yurii Maravin, LHCC Dec 2013**

# LHC projections

---

**Currently, typically LHC projected precisions on Higgs coupling measurements assume that:**

- Standard Model is correct**
- No non-Standard decay modes (total width = SM)**
- Charm and top couplings deviate from SM by same factor**

**Such assumptions are not necessary for Higgs coupling measurements at e+e- Higgs Factory ...**

# e+e- Higgs factory

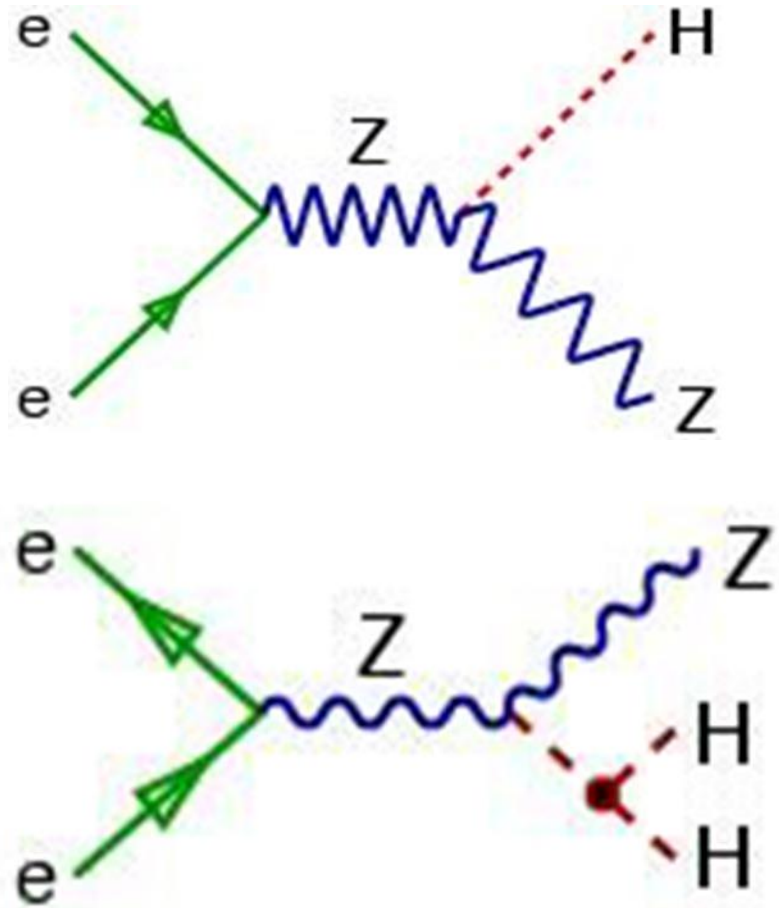
e+e- annihilations:

$E > 91 + 125 = 216 \text{ GeV}$

$E \sim 250 \text{ GeV}$

$E > 91 + 250 = 341 \text{ GeV}$

$E \sim 500 \text{ GeV}$



# **e+e- colliders**

---

- **Produce annihilations of point-like particles under controlled conditions:**

# e+e- colliders

---

- **Produce annihilations of point-like particles under controlled conditions:**

**well defined centre of mass energy:  $2E$**



# e+e- colliders

---

- **Produce annihilations of point-like particles under controlled conditions:**

**well defined centre of mass energy:  $2E$**

**complete control of event kinematics:**

$$\mathbf{p} = 0, M = 2E$$

# e+e- colliders

---

- **Produce annihilations of point-like particles under controlled conditions:**

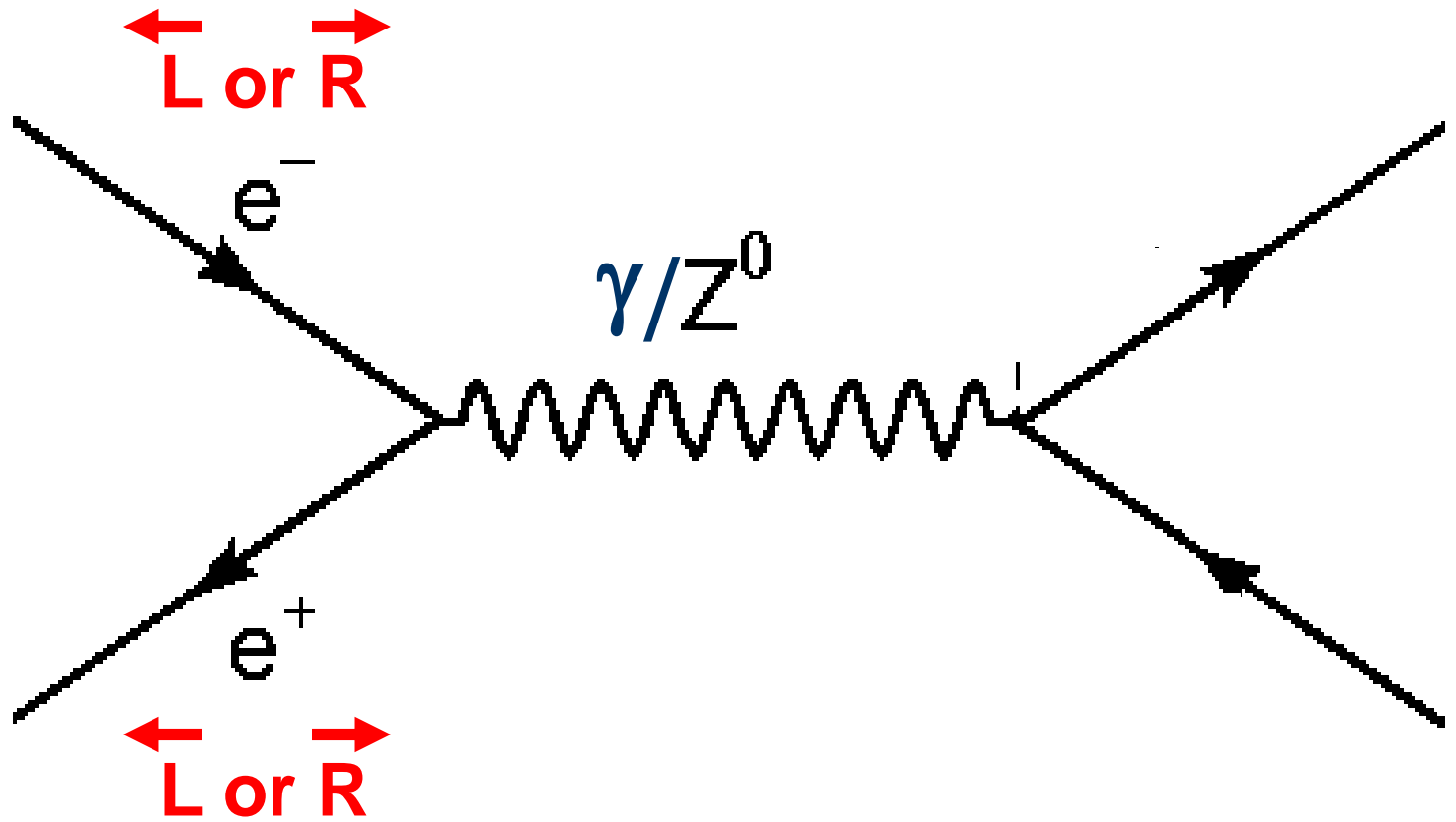
**well defined centre of mass energy:  $2E$**

**complete control of event kinematics:**

$$\mathbf{p} = 0, M = 2E$$

**polarised beam(s)**

# e+e- annihilations



# e+e- colliders

---

- **Produce annihilations of point-like particles under controlled conditions:**

**well defined centre of mass energy:  $2E$**

**complete control of event kinematics:**

$$\mathbf{p} = 0, M = 2E$$

**polarised beam(s)**

**clean experimental environment**

# European particle physics strategy 2013

---

**There is a strong scientific case for an electron-positron collider, complementary to the LHC, that can study the properties of the Higgs boson and other particles with unprecedented precision and whose energy can be upgraded.**

# European particle physics strategy 2013

---

**There is a strong scientific case for an electron-positron collider, complementary to the LHC, that can study the properties of the Higgs boson and other particles with unprecedented precision and whose energy can be upgraded.**

**The Technical Design Report of the International Linear Collider (ILC) has been completed, with large European participation. The initiative from the Japanese particle physics community to host the ILC in Japan is most welcome, and European groups are eager to participate.**

# European particle physics strategy 2013

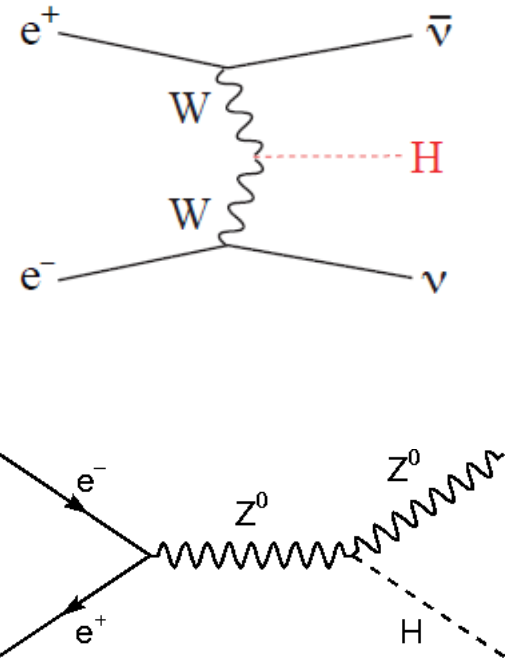
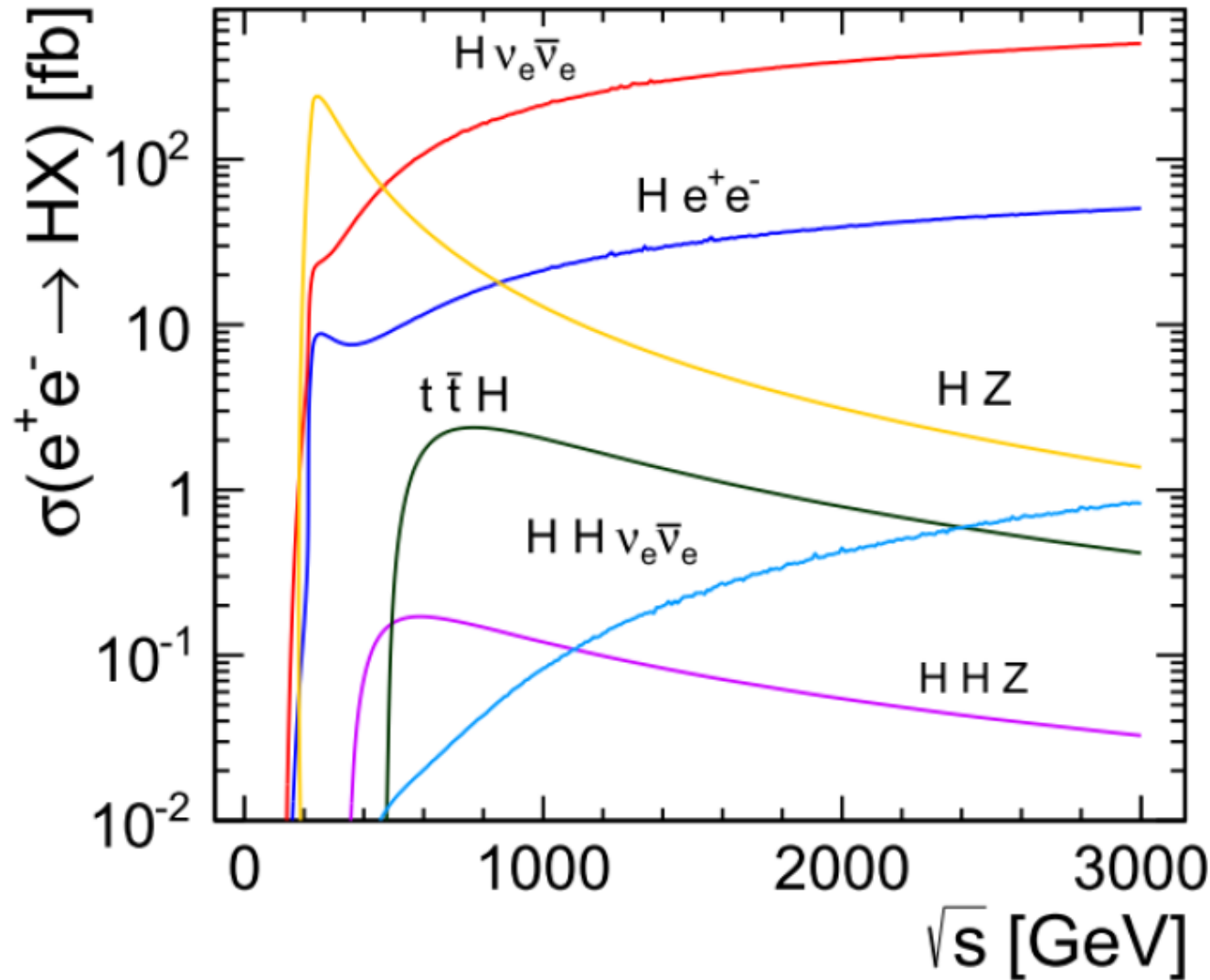
---

**There is a strong scientific case for an electron-positron collider, complementary to the LHC, that can study the properties of the Higgs boson and other particles with unprecedented precision and whose energy can be upgraded.**

**The Technical Design Report of the International Linear Collider (ILC) has been completed, with large European participation. The initiative from the Japanese particle physics community to host the ILC in Japan is most welcome, and European groups are eager to participate.**

***Europe looks forward to a proposal from Japan to discuss a possible participation.***

# $e^+e^-$ Higgs Factory





# Possible Higgs Factory Roadmap

---

## 250 GeV:

Mass, Spin, CP nature

Absolute measurement of HZZ

BRs Higgs  $\rightarrow$  qq, ll, VV

## 350-380 GeV:

Absolute HWW measurements

Top threshold: mass, width, anomalous couplings ...

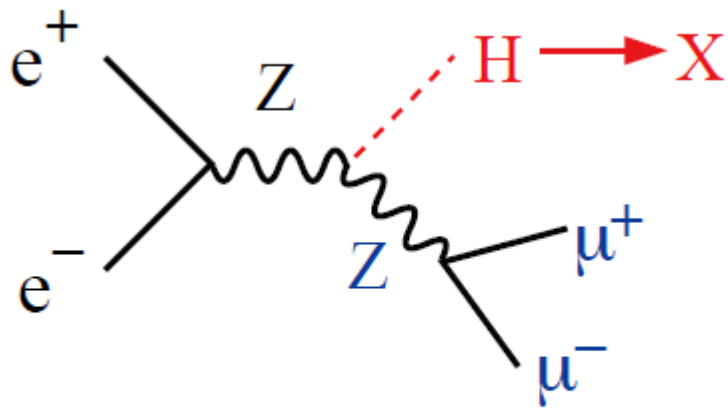
## 500 GeV:

Higgs self coupling

Top Yukawa coupling

$\rightarrow$  1000 GeV: as motivated by physics

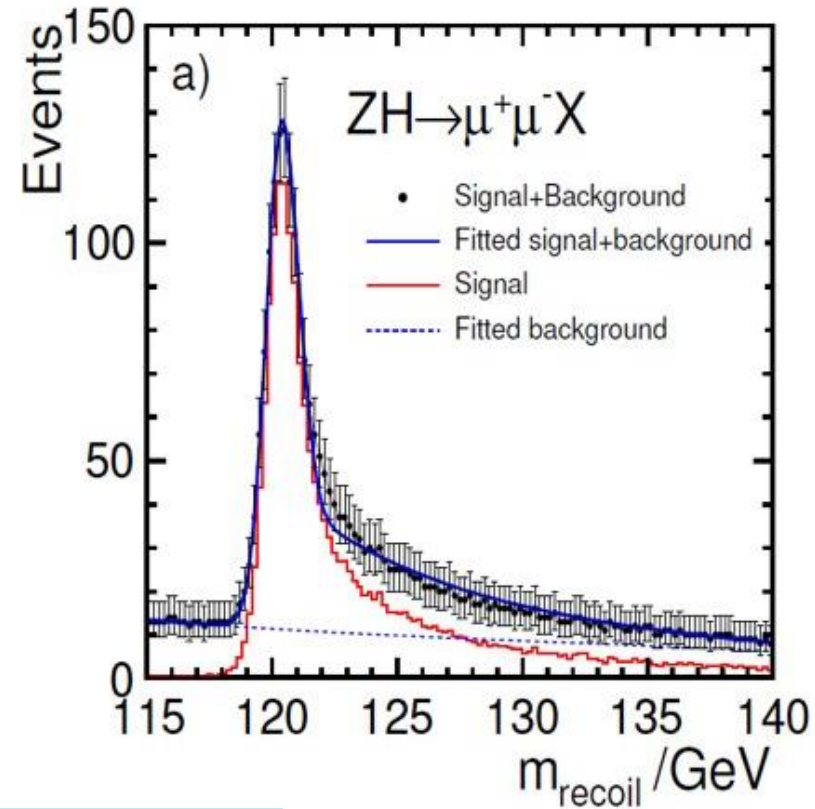
# Higgs mass measurement



$$M_X^2 = (p_{CM} - (p_{\mu^+} + p_{\mu^-}))^2$$

**Recoil mass:**  
 - independent of  
 Higgs decay

**Discovery mode**  
 for 'H' decay to  
 weakly-interacting  
 particles



$250 \text{ fb}^{-1} @ 250 \text{ GeV}$

$$\Delta\sigma_H / \sigma_H = 2.5\%$$

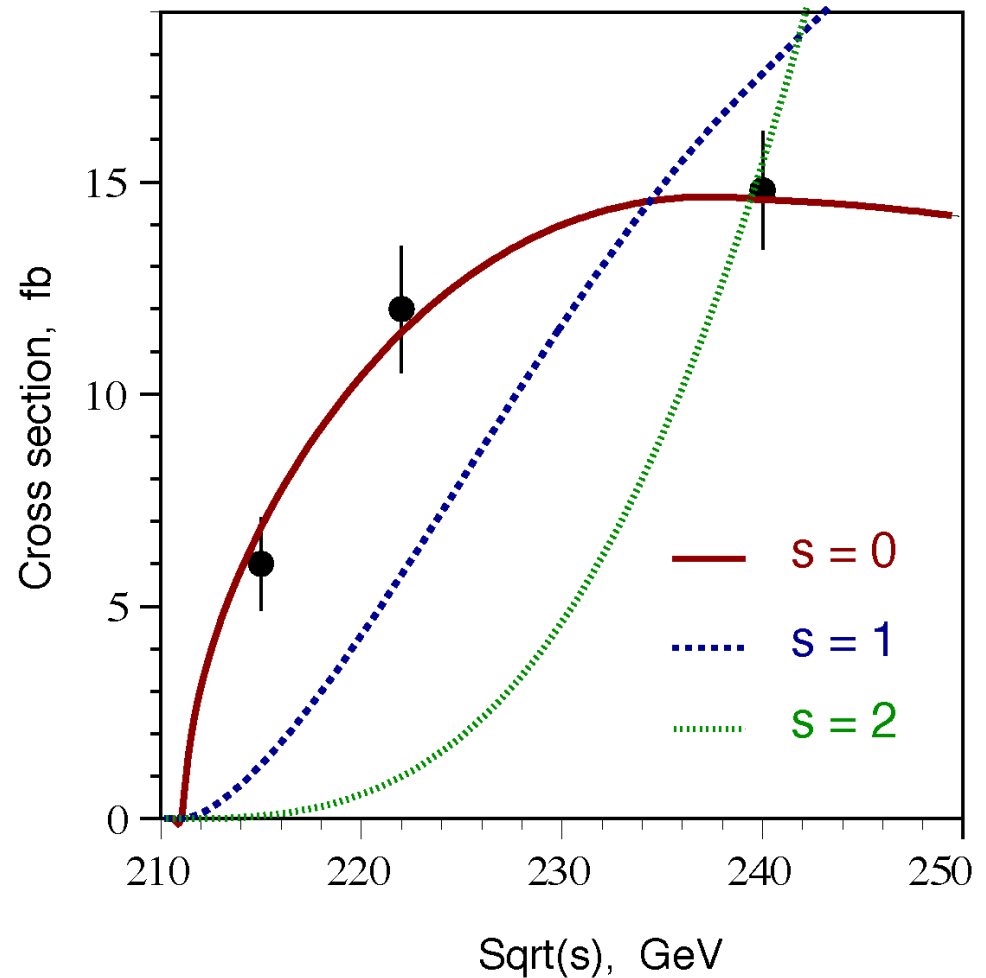
$$\Delta m_H = 30 \text{ MeV}$$

(Fuji)

# Higgs spin determination

Rise of  
cross-section  
near threshold

(TESLA TDR)



# Total Width and Coupling Extraction

One of the major advantages of the LC

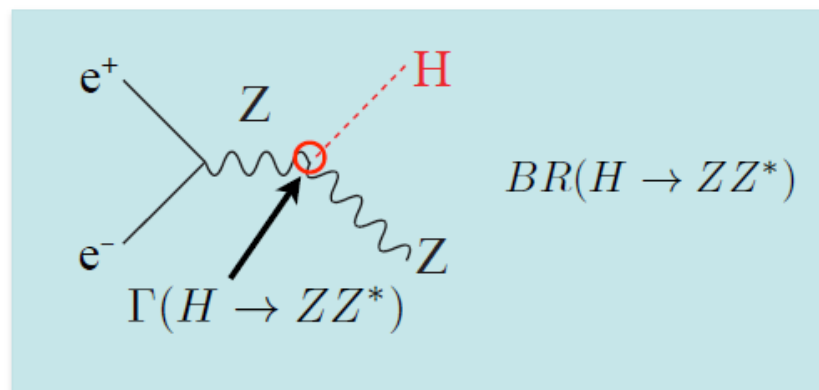
To extract couplings from BRs, we need the total width:

$$g_{HAA}^2 \propto \Gamma(H \rightarrow AA) = \Gamma_H \cdot BR(H \rightarrow AA)$$

To determine the total width, we need at least one partial width and corresponding BR:

$$\Gamma_H = \Gamma(H \rightarrow AA) / BR(H \rightarrow AA)$$

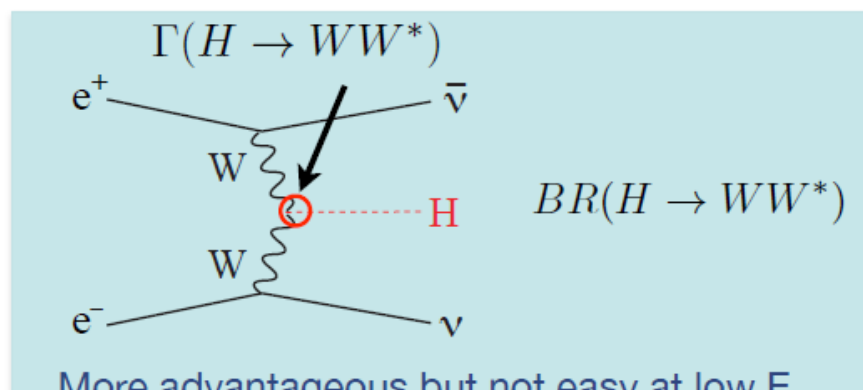
In principle, we can use the  $A=Z$ , or  $W$  for which we can measure both the BRs and the couplings:



$BR(H \rightarrow ZZ^*)$

$\Gamma(H \rightarrow ZZ^*)$

BR=O(1%): precision limited by low stat. for H- $\rightarrow$ ZZ\* events



$\Gamma(H \rightarrow WW^*)$

$BR(H \rightarrow WW^*)$

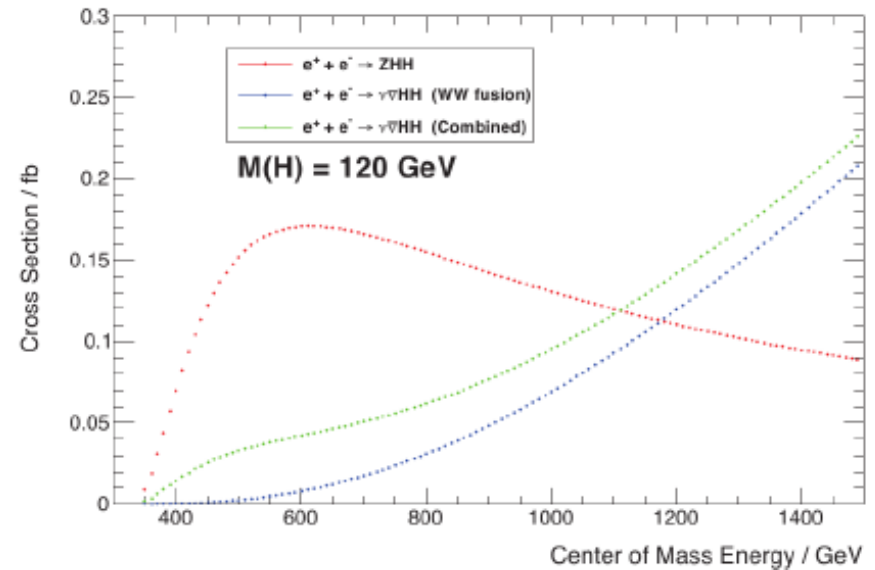
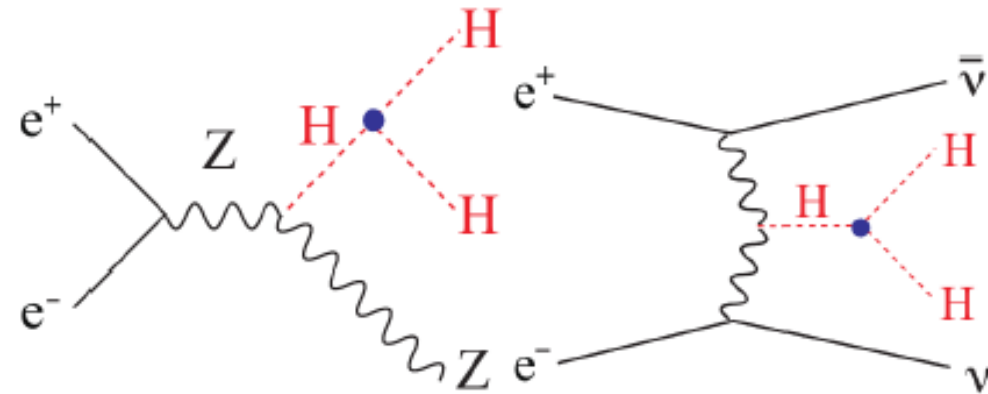
More advantageous but not easy at low E

250 fb<sup>-1</sup>@250 GeV

$\Delta\Gamma_H/\Gamma_H \simeq 10\%$

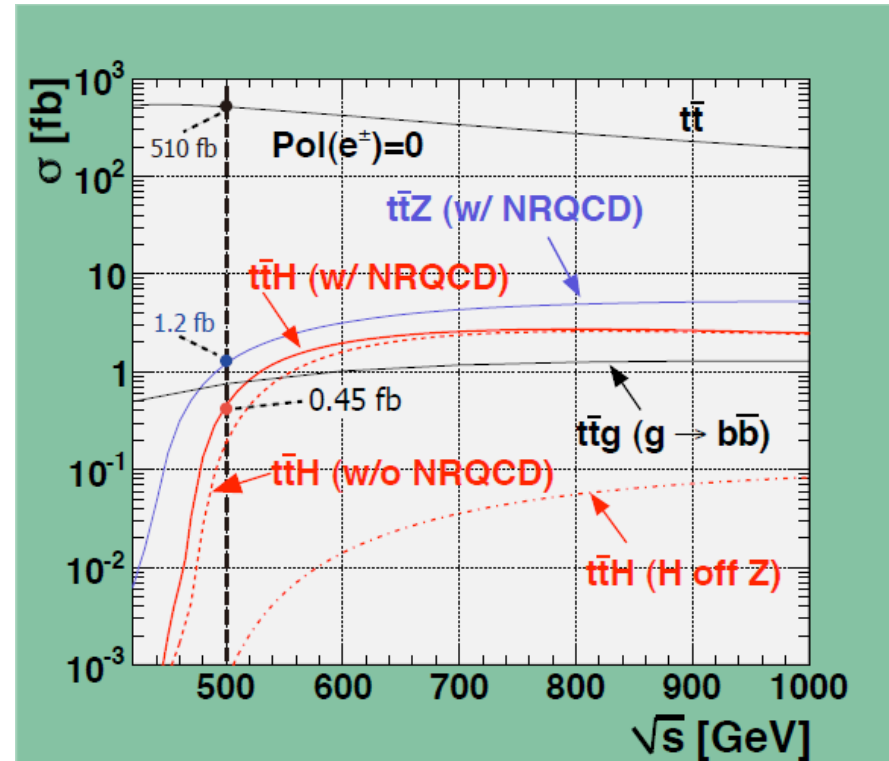
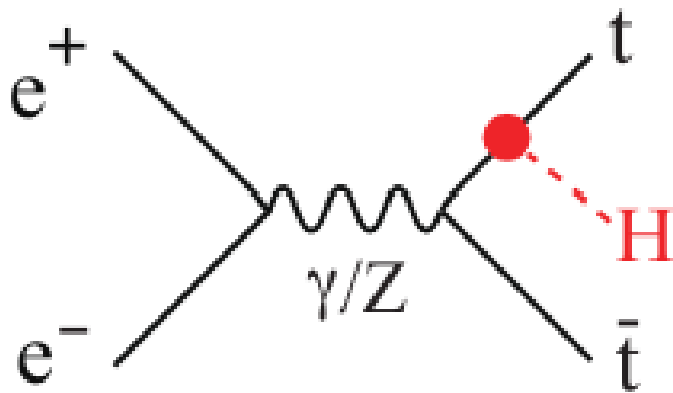
Jenny List's talk

# Higgs self-coupling determination



$\sqrt{s}$ (GeV)	500	500	500+1000	500+1000
L ( $\text{fb}^{-1}$ )	500	1600	500+1000	1600+2500
$\Delta\lambda/\lambda$	83%	46%	21%	13%

# Higgs top-coupling determination



$1 \text{ ab}^{-1} @ 500 \text{ GeV}$

$$\Delta g_Y(t) / g_Y(t) = 10 \%$$

(Price, Roloff)

# ILC roadmap

---

<b>Baseline:</b>	<b>250 fb<sup>-1</sup></b>	<b>@ 250 GeV</b>	<b>3 years</b>
	<b>500 fb<sup>-1</sup></b>	<b>@ 500 GeV</b>	<b>3 years</b>
	<b>1000 fb<sup>-1</sup></b>	<b>@ 1000 GeV</b>	<b>3 years</b>

# ILC roadmap

---

<b>Baseline:</b>	<b>250 fb<sup>-1</sup></b>	<b>@ 250 GeV</b>	<b>3 years</b>
	<b>500 fb<sup>-1</sup></b>	<b>@ 500 GeV</b>	<b>3 years</b>
	<b>1000 fb<sup>-1</sup></b>	<b>@ 1000 GeV</b>	<b>3 years</b>

**Followed by luminosity upgrade:**

<b>'HL-ILC':</b>	<b>+900 fb<sup>-1</sup></b>	<b>@ 250 GeV</b>	<b>+3 years</b>
	<b>+1100 fb<sup>-1</sup></b>	<b>@ 500 GeV</b>	<b>+3 years</b>
	<b>+1500 fb<sup>-1</sup></b>	<b>@ 1000 GeV</b>	<b>+3 years</b>



# ILC baseline precisions

$\sqrt{s}$ and $\mathcal{L}$ ( $P_{e^-}, P_{e^+}$ )	250 fb <sup>-1</sup> at 250 GeV (-0.8, +0.3)		500 fb <sup>-1</sup> at 500 GeV (-0.8, +0.3)				1 ab <sup>-1</sup> at 1 TeV (-0.8, +0.2)		
	$Zh$	$\nu\bar{\nu}h$	$Zh$	$\nu\bar{\nu}h$	$t\bar{t}h$	$Zhh$	$\nu\bar{\nu}h$	$t\bar{t}h$	$\nu\bar{\nu}hh$
$\Delta\sigma/\sigma$	2.6%	-	3.0	-		42.7%			26.3%
BR(invis.)	< 0.9 %	-	-	-	-				
mode	$\Delta(\sigma \cdot BR)/(\sigma \cdot BR)$								
$h \rightarrow b\bar{b}$	1.2%	<b>10.5%</b>	1.8%	0.7%	28%		0.5%	<b>6.0%</b>	
$h \rightarrow c\bar{c}$	8.3%	-	13%	6.2%			3.1%		
$h \rightarrow gg$	7.0%	-	11%	4.1%			2.3%		
$h \rightarrow WW^*$	6.4%	-	9.2%	2.4%			1.6%		
$h \rightarrow \tau^+\tau^-$	4.2%	-	5.4%	9.0%			3.1%		
$h \rightarrow ZZ^*$	19%	-	25%	8.2%			4.1%		
$h \rightarrow \gamma\gamma$	34%	-	34%	23%			8.5%		
$h \rightarrow \mu^+\mu^-$	100%	-	-	-			31%		

# Model-independent couplings extraction

33 input measurements

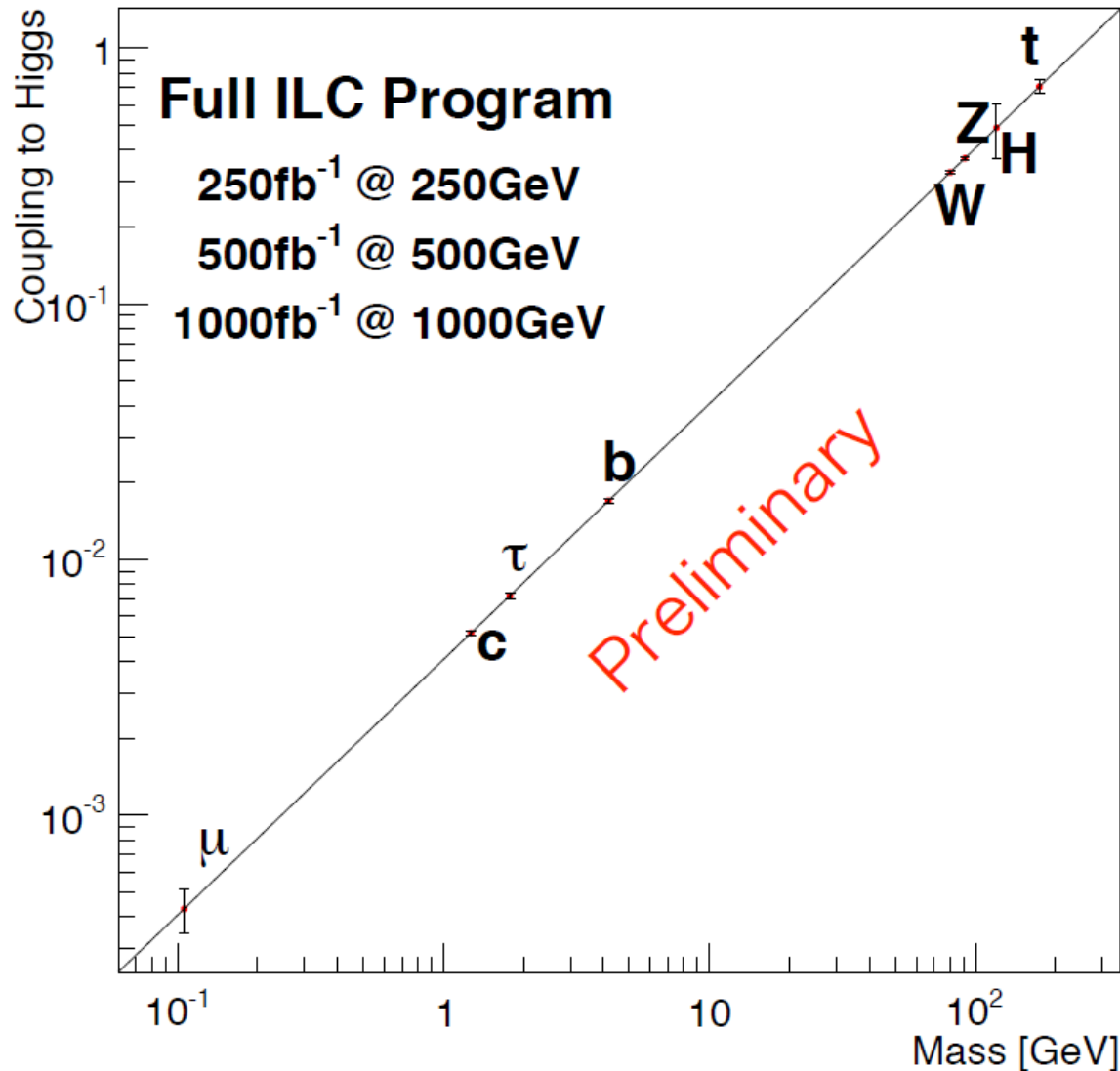
11-parameter fit

$$\chi^2 = \sum_{i=1}^{i=33} \left( \frac{Y_i - Y'_i}{\Delta Y_i} \right)^2,$$

$$Y'_i = F_i \cdot \frac{g_{HZZ}^2 g_{Hb\bar{b}}^2}{\Gamma_0}, \text{ or } Y'_i = F_i \cdot \frac{g_{HWW}^2 g_{Hb\bar{b}}^2}{\Gamma_0}, \text{ or } Y'_i = F_i \cdot \frac{g_{Htt}^2 g_{Hb\bar{b}}^2}{\Gamma_0}$$

$$F_i = S_i G_i \quad \text{where } S_i = \left( \frac{\sigma_{ZH}}{g_Z^2} \right), \left( \frac{\sigma_{\nu\nu H}}{g_W^2} \right), \text{ or } \left( \frac{\sigma_{t\bar{t}H}}{g_t^2} \right), \text{ and } G_i = \left( \frac{\Gamma_i}{g_i^2} \right).$$

# Higgs coupling map



(Fujii)

# ILC baseline + HL-ILC precisions

$\sqrt{s}$ and $\mathcal{L}$ ( $P_{e^-}, P_{e^+}$ )	1150 fb <sup>-1</sup> at 250 GeV (-0.8, +0.3)		1600 fb <sup>-1</sup> at 500 GeV (-0.8, +0.3)				2.5 ab <sup>-1</sup> at 1 TeV (-0.8, +0.2)		
	$Zh$	$\nu\bar{\nu}h$	$Zh$	$\nu\bar{\nu}h$	$t\bar{t}h$	$Zhh$	$\nu\bar{\nu}h$	$t\bar{t}h$	$\nu\bar{\nu}hh$
$\Delta\sigma/\sigma$	1.2%	-	1.7	-		23.7%			16.7%
BR(invis.)	< 0.4 %	-	-	-			-		

mode	$\Delta(\sigma \cdot BR)/(\sigma \cdot BR)$								
$h \rightarrow b\bar{b}$	0.6%	4.9%	1.0%	0.4%	16%		0.3%	3.8%	
$h \rightarrow c\bar{c}$	3.9%	-	7.2%	3.5%			2.0%		
$h \rightarrow gg$	3.3%	-	6.0%	2.3%			1.4%		
$h \rightarrow WW^*$	3.0%	-	5.1%	1.3%			1.0%		
$h \rightarrow \tau^+\tau^-$	2.0%	-	3.0%	5.0%			2.0%		
$h \rightarrow ZZ^*$	8.8%	-	14%	4.6%			2.6%		
$h \rightarrow \gamma\gamma$	16%	-	19%	13%			5.4%		
$h \rightarrow \mu^+\mu^-$	46.6%	-	-	-			20%		

# Model-independent couplings

	ILC(250)	ILC(500)	ILC(1000)	ILC(LumUp)
$\sqrt{s}$ (GeV)	250	250+500	250+500+1000	250+500+1000
L ( $\text{fb}^{-1}$ )	250	250+500	250+500+1000	1150+1600+2500
$\gamma\gamma$	18 %	8.4 %	4.0 %	2.4 %
$gg$	6.4 %	2.3 %	1.6 %	0.9 %
$WW$	4.8 %	1.1 %	1.1 %	0.6 %
$ZZ$	1.3 %	1.0 %	1.0 %	0.5 %
$t\bar{t}$	–	14 %	3.1 %	1.9 %
$b\bar{b}$	5.3 %	1.6 %	1.3 %	0.7 %
$\tau^+\tau^-$	5.7 %	2.3 %	1.6 %	0.9 %
$c\bar{c}$	6.8 %	2.8 %	1.8 %	1.0 %
$\mu^+\mu^-$	91%	91%	16 %	10 %
$\Gamma_T(h)$	12 %	4.9 %	4.5 %	2.3 %
$hhh$	–	83 %	21 %	13 %
BR(invis.)	< 0.9 %	< 0.9 %	< 0.9 %	< 0.4 %

# Model-dependent couplings extraction

7 Parameter HXSWG Benchmark \*

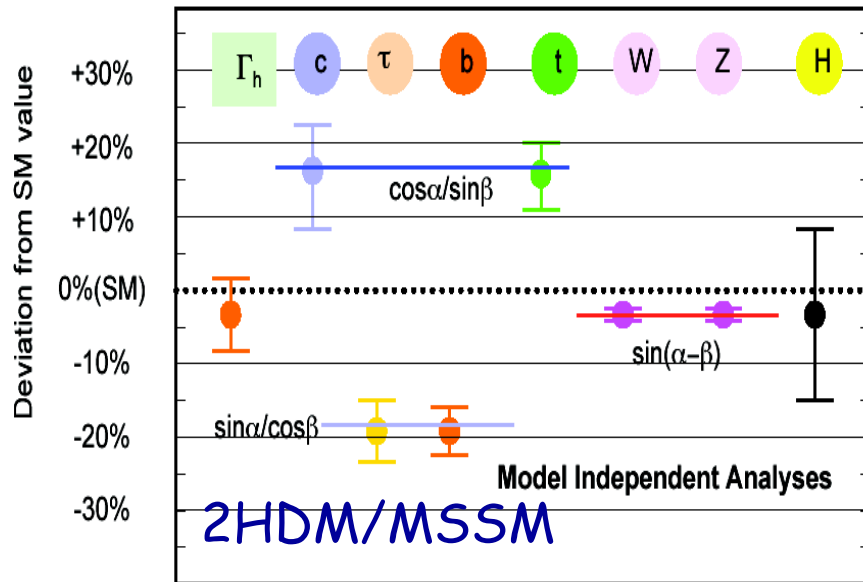
Mode	LHC		ILC(1000)	ILC(LumUp)	$\sqrt{s}$ (GeV) L (fb <sup>-1</sup> )
	300 fb <sup>-1</sup>	3000 fb <sup>-1</sup>	250+500+1000 250+500+1000	250+500+1000 1150+1600+2500	
$\gamma\gamma$	(5 – 7)%	(2 – 5)%	3.8 %	2.3 %	
$gg$	(6 – 8)%	(3 – 5)%	1.1 %	0.7 %	
$WW$	(4 – 5)%	(2 – 3)%	0.3 %	0.2 %	
$ZZ$	(4 – 5)%	(2 – 3)%	0.5 %	0.3 %	
$t\bar{t}$	(14 – 15)%	(7 – 10)%	1.3 %	0.9 %	
$b\bar{b}$	(10 – 13)%	(4 – 7)%	0.6 %	0.4 %	
$\tau^+\tau^-$	(6 – 8)%	(2 – 5)%	1.3 %	0.7 %	

**~10 x LHC sensitivity**

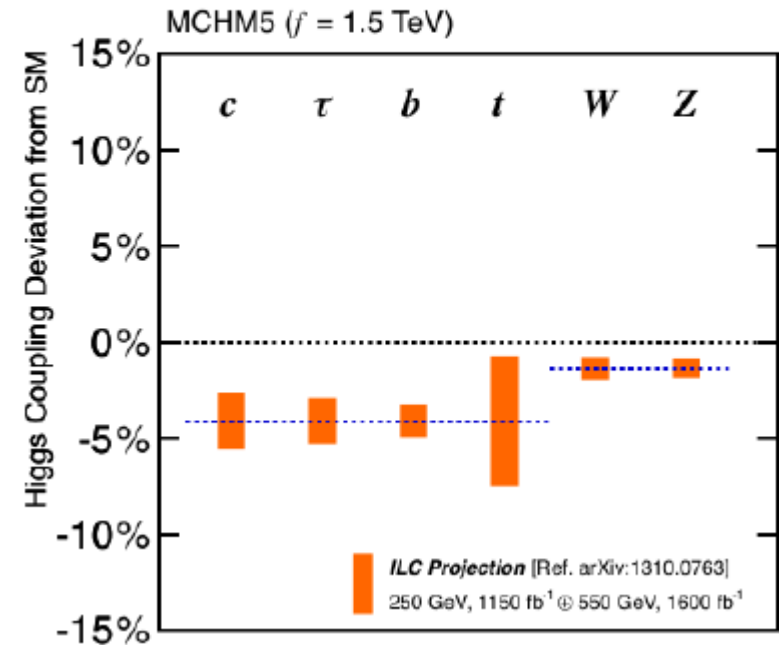
\* Assume  $\kappa_c = \kappa_t$  &  $\Gamma_{tot} = \sum_{\text{SM decays } i} \Gamma_i^{SM} \kappa_i^2$

# Specific beyond-SM examples

## Composite Higgs (MCHM5)



Zivkovic et al



Simulated ILC measurements

# The linear collider projects

---





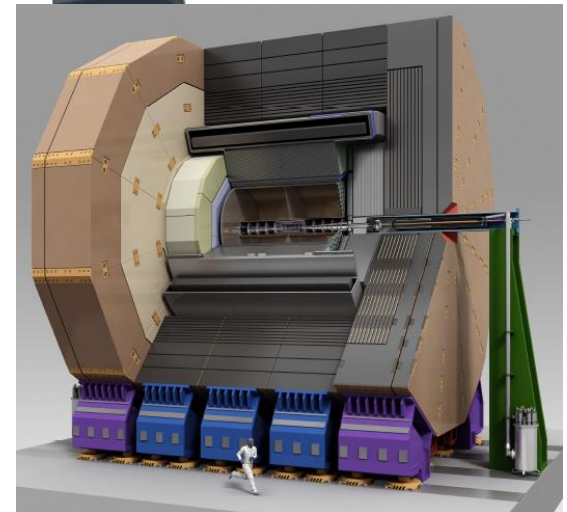
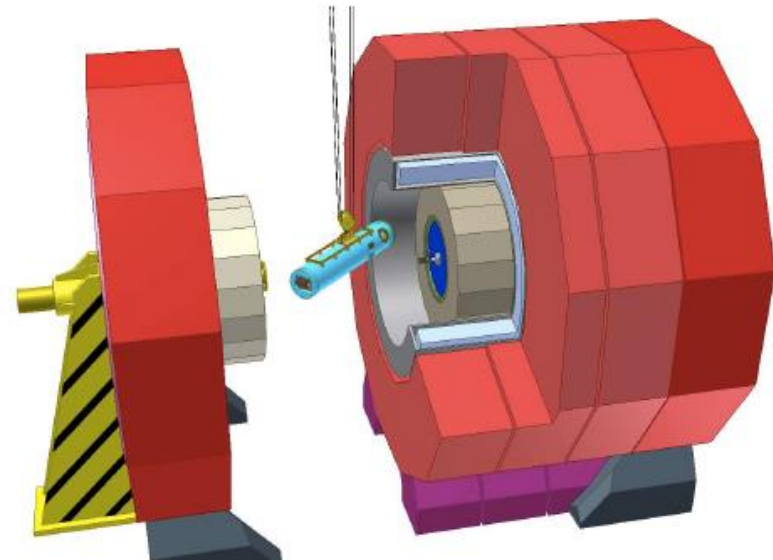

# Beam parameters

---

## ILC (500)

<b>Electrons/bunch</b>	<b>0.75</b>	<b>10**10</b>
<b>Bunches/train</b>	<b>2820</b>	
<b>Train repetition rate</b>	<b>5</b>	<b>Hz</b>
<b>Bunch separation</b>	<b>308</b>	<b>ns</b>
<b>Train length</b>	<b>868</b>	<b>us</b>
<b>Horizontal IP beam size</b>	<b>655</b>	<b>nm</b>
<b>Vertical IP beam size</b>	<b>6</b>	<b>nm</b>
<b>Longitudinal IP beam size</b>	<b>300</b>	<b>um</b>
<b>Luminosity</b>	<b>2</b>	<b>10**34</b>

# ILC Detectors



# ILC project status

---

- **2005-12 ILC run by Global Design Effort (Barish)**
- **C. 500 accelerator scientists worldwide involved**
- **A Reference Design Report (RDR) was completed in 2007**  
**including a first cost estimate**
- **2008-12 engineering design phase**  
**major focus on risk minimisation + cost reduction**
- **Technical Design Report released end 2012**  
**revised cost estimate + project implementation plan**
- **Lyn Evans assumed project leadership 2013**  
**Japan preparing implementation of ILC at Kitakami**

# ILC Technical Design Report

**John Adams Institute leadership**



**THE INTERNATIONAL LINEAR COLLIDER**

TECHNICAL DESIGN REPORT | VOLUME 3.1: ACCELERATOR R&D

*Part I:*

ILC R&D IN THE TECHNICAL DESIGN PHASE

*Part II:*

THE ILC BASELINE DESIGN

Editors:

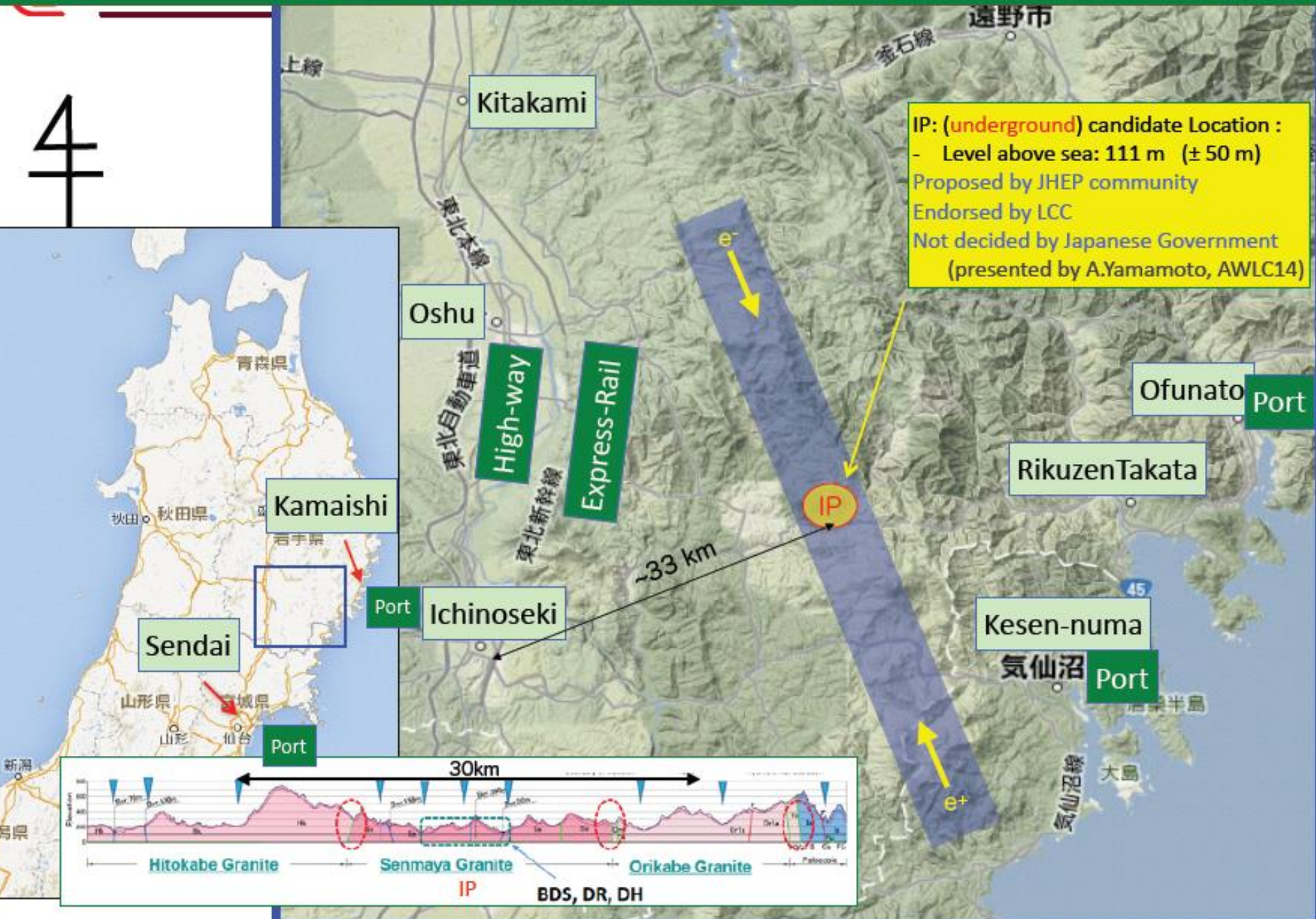
Phil BURROWS, John CARWARDINE, Eckhard ELSÉN,  
Brian FOSTER, Mike HARRISON, Hitoshi HAYANO,  
Nan PHINNEY, Marc ROSS, Nobu TOGE,  
Nick WALKER, Akira YAMAMOTO, Kaoru YOKOYA

Technical Editors:

Maura BARONE, Benno LIST

# ILC Candidate Location: Kitakami Area

4



IP: (underground) candidate Location :  
- Level above sea: 111 m (± 50 m)  
Proposed by JHEP community  
Endorsed by LCC  
Not decided by Japanese Government  
(presented by A.Yamamoto, AWLC14)



# Kitakami Site

---



# Kitakami Site: Interaction Point

---





# Kitakami Site: Interaction Point



# National news



17°C P/CLOUDY  
TOKYO (8 p.m.)

MARKETS 121.4 ¥/\$ (5 p.m.)

The Japan Times

## NEWS

[SIGN UP](#) | [LOGIN](#) »

[EMAIL UPDATES](#)

[HOME DELIVERY](#)

[TODAY'S STORIES](#)

[NEWS](#)

[OPINION](#)

[LIFE](#)

[COMMUNITY](#)

[CULTURE](#)

[SPORTS](#)

[CITY GUIDE](#)



[NATIONAL](#)

[ASIA PACIFIC](#)


[BUSINESS](#)

[WORLD](#)

[REFERENCE](#)

[COLUMNS](#)

[MULTIMEDIA](#)



Hopes are running high that the Tohoku region will host the International Linear Collider, a cutting-edge particle accelerator that could uncover some of the most fundamental questions about the universe. | © REY. HORI

[REFERENCE](#) | [FYI](#)

[INTERNATIONAL LINEAR COLLIDER](#)

### Tohoku pins rebound hopes to atom smasher

The Japan Times  
× お誕生日新聞

ジャパントイムズを大切な人へ  
特別な日に贈る

Click here

THE JAPAN TIMES ST  
THE JAPAN TIMES ON SUNDAY

#### Japanese Language Schools

Special feature on Japanese language schools that are successful at helping students enter employment or university and graduate school.



#### 100 Next-Era CEOs

IN ASIA 2014

#### WHAT'S TRENDING NOW

- ▶ Japanese activists fight against the tide to save whales and dolphins
- ▶ Yokohama: What are you most proud or fond of

# Regional enthusiasm



## Welcome to Ichinoseki City

Supporting the International Linear Collider project  
and the following related conferences:

"POSIPOL 2014", August 27-29

"MDI-CFS Meeting on ILC Interaction Region Issues", September 4-6

ILC (国際リニアコライダー) に関する国際会議が開催されます。会場：一興図書館  
POSIPOL 2014 8月27日から29日  
MDI-CFS Meeting 9月4日から6日

# Local enthusiasm



# Kitakami Site: road to port



# ILC in Japan?



**meeting of Lyn Evans and Prime Minister Abe, March 27, 2013**

# ILC Advisory Panel in MEXT

1<sup>st</sup> survey of technological spin-offs and Research trends (FY2014)  
2<sup>nd</sup> survey of technology issues (FY2015)

Research contract

MEXT

Under ILC TF headed by State Minister of MEXT

ILC Advisory Panel

Established in May 2014

**Particle and Nuclear Physics Working Group**

Re-established in Jan. 2018

**TDR Validation Working Group**

Re-established in Jan. 2018

**Human Resources Working Group**

Established in Nov. 2015

**Organization and management Working Group**

Established in Feb 2017

- Special Committee investigates critical issues required to judge hosting ILC.
- ILC Advisory Panel's Summary (Aug 2015)
- "Report on measures to secure and develop human resources for the ILC" (July 2016)
- A WG to investigate organizational and management issues was recently set up (Feb 2017).
- Particle and Nuclear Physics Working Group and TDR Validation Working group are re-established to evaluate ILC250GeV.
- First working group will be held on middle of January, 2018.

# US-Japan cost reduction R&D



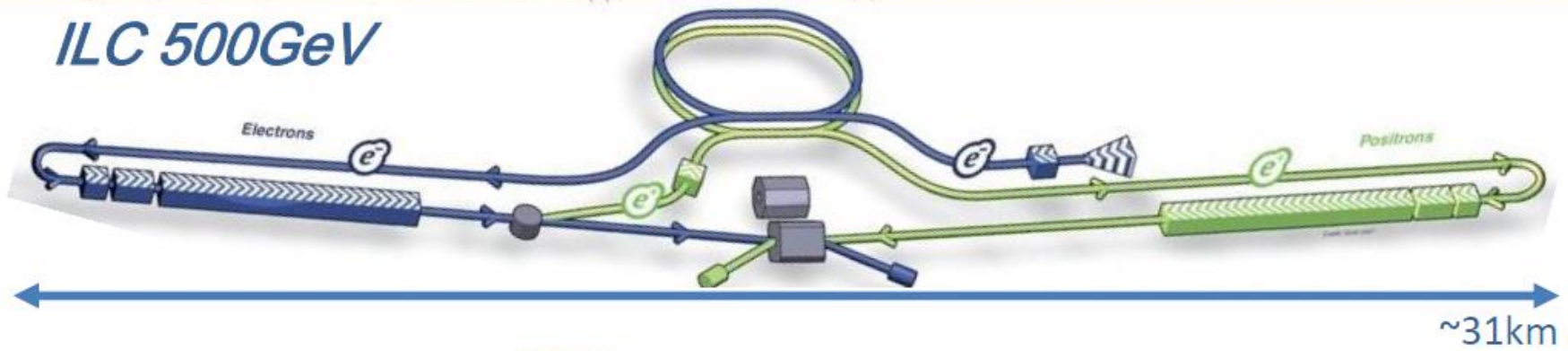
*Cost reduction by technological innovation*

*Innovation of Nb (superconducting) material process: decrease in material cost*

*Innovative surface process for high efficiency cavity (N-infusion): decrease in number of cavities*

## Staging

*ILC 500GeV*



*ILC 250GeV*



*Cost reduction by compact ILC*

**Michizono**



# Physics Case for the 250 GeV Stage of the International Linear Collider

LCC PHYSICS WORKING GROUP

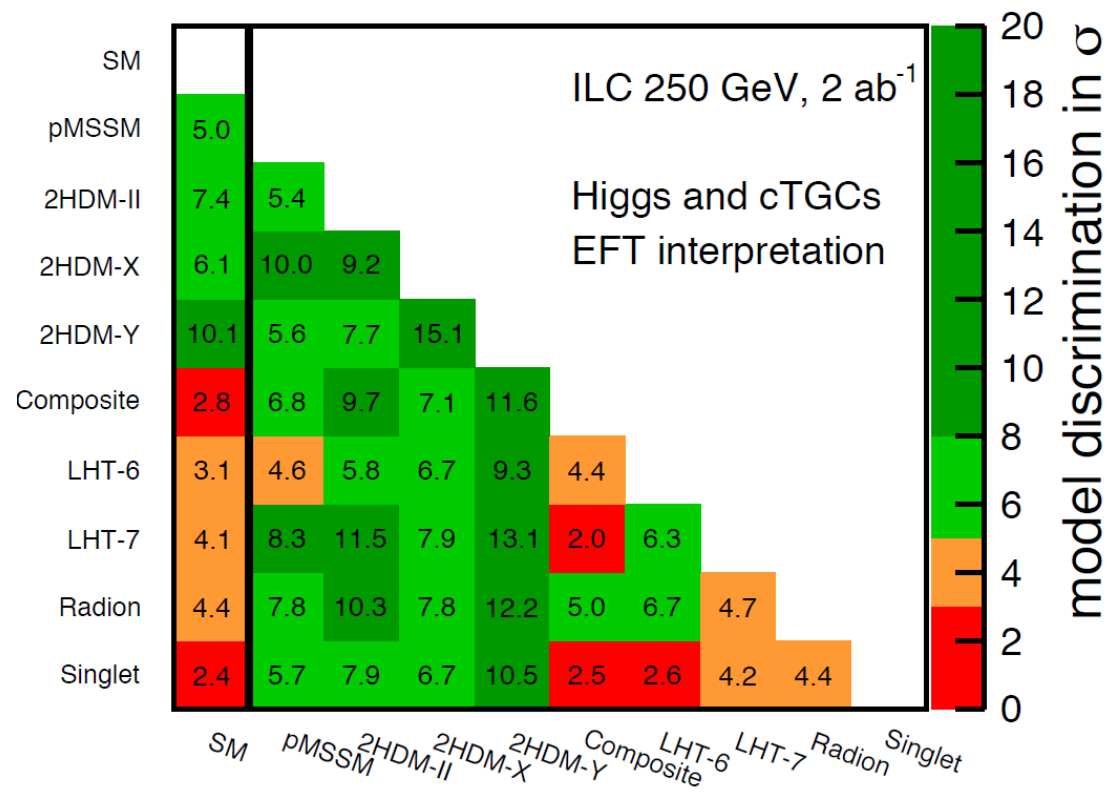
KEISUKE FUJII<sup>1</sup>, CHRISTOPHE GROJEAN<sup>2,3</sup>, MICHAEL E. PESKIN<sup>4</sup>  
(CONVENERS); TIM BARKLOW<sup>4</sup>, YUANNING GAO<sup>5</sup>, SHINYA KANEMURA<sup>6</sup>,  
HYUNGDO KIM<sup>7</sup>, JENNY LIST<sup>2</sup>, MIHOKO NOJIRI<sup>1,8</sup>, MAXIM PERELSTEIN<sup>9</sup>,  
ROMAN PÖSCHL<sup>10</sup>, JÜRGEN REUTER<sup>2</sup>, FRANK SIMON<sup>11</sup>, TOMOHIKO TANABE<sup>12</sup>,  
JAMES D. WELLS<sup>13</sup>, JAEHOON YU<sup>14</sup>; MIKAEL BERGGREN<sup>2</sup>,  
MORITZ HABERMEHL<sup>2</sup>, SUNGHOON JUNG<sup>7</sup>, ROBERT KARL<sup>2</sup>,  
TOMOHISA OGAWA<sup>1</sup>, JUNPING TIAN<sup>12</sup>; JAMES BRAU<sup>15</sup>,  
HITOSHI MURAYAMA<sup>8,16,17</sup> (EX OFFICIO)

## ABSTRACT

The International Linear Collider is now proposed with a staged machine design, with the first stage at 250 GeV with a luminosity goal of  $2 \text{ ab}^{-1}$ . In this paper, we review the physics expectations for this machine. These include precision measurements of Higgs boson couplings, searches for exotic Higgs decays, other searches for particles that decay with zero or small visible energy, and measurements of  $e^+e^-$  annihilation to  $W^+W^-$  and 2-fermion states with improved sensitivity. A summary table gives projections for the achievable levels of precision based on the latest full simulation studies.

1. **PMSSM** model with b squarks at 3.4 TeV.
2. Type II **2-Higgs-doublet** model with H at 600 GeV
3. Type X **2-Higgs-doublet** model with H at 450 GeV
4. Type Y **2-Higgs-doublet** model with H at 600 GeV
5. **MCHM5 Composite Higgs** model, with  $f = 1.2$  TeV
6. **Little Higgs model** w. T-parity,  $f = 0.8$  TeV
7. **Little Higgs model** w. T-parity,  $f = 1$  TeV, extension for light quark Yukawa couplings
8. **Higgs-radion mixing** model, radion at 500 GeV
9. **Higgs-singlet mixing** model, singlet at 2.8 TeV

results: ILC 250 GeV 2 ab<sup>-1</sup>



## ICFA STATEMENT ON THE ILC OPERATING AT 250 GEV AS A HIGGS BOSON FACTORY

The discovery of a Higgs boson in 2012 at the Large Hadron Collider (LHC) at CERN is one of the most significant recent breakthroughs in science and marks a major step forward in fundamental physics. **Precision studies of the Higgs boson will further deepen our understanding of the most fundamental laws** of matter and its interactions.

The International Linear Collider (ILC) operating at 250 GeV center-of-mass energy will provide excellent science from precision studies of the Higgs boson. Therefore, **ICFA considers the ILC a key science project complementary to the LHC and its upgrade.**

ICFA welcomes the efforts by the Linear Collider Collaboration on cost reductions for the ILC, which indicate that up to **40% cost reduction** relative to the 2013 Technical Design Report (500 GeV ILC) is possible for a **250 GeV collider.**

ICFA emphasises the **extendibility of the ILC to higher energies** and notes that there is large discovery potential with important additional measurements accessible at energies beyond 250 GeV. ICFA thus supports the conclusions of the Linear Collider Board (LCB) in their report presented at this meeting and **very strongly encourages Japan to realize the ILC in a timely fashion** as a Higgs boson factory with a center-of-mass energy of 250 GeV as an international project<sup>1</sup>, led by Japanese initiative.


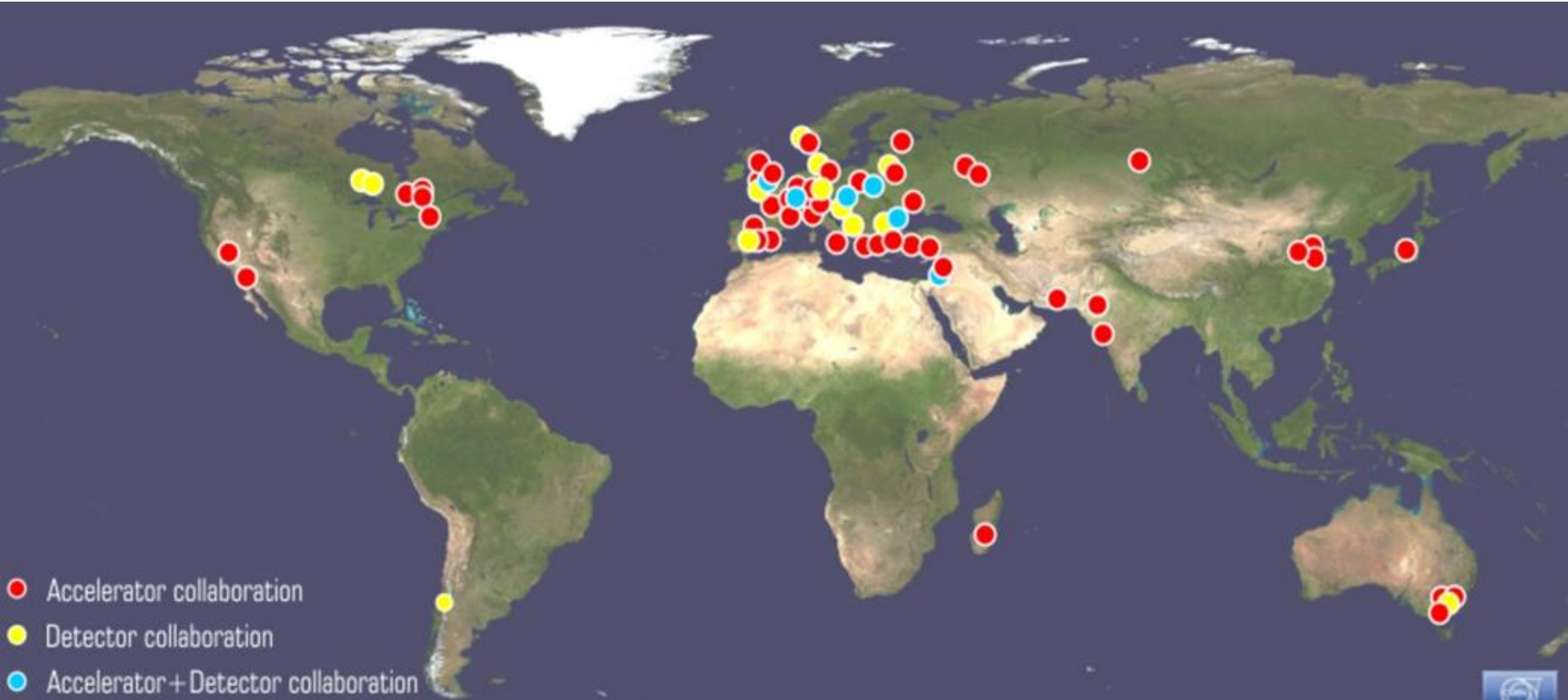
<sup>1</sup> In the LCB report the European XFEL and FAIR are mentioned as recent examples for international projects.

Ottawa, November 2017



# CLIC Collaborations

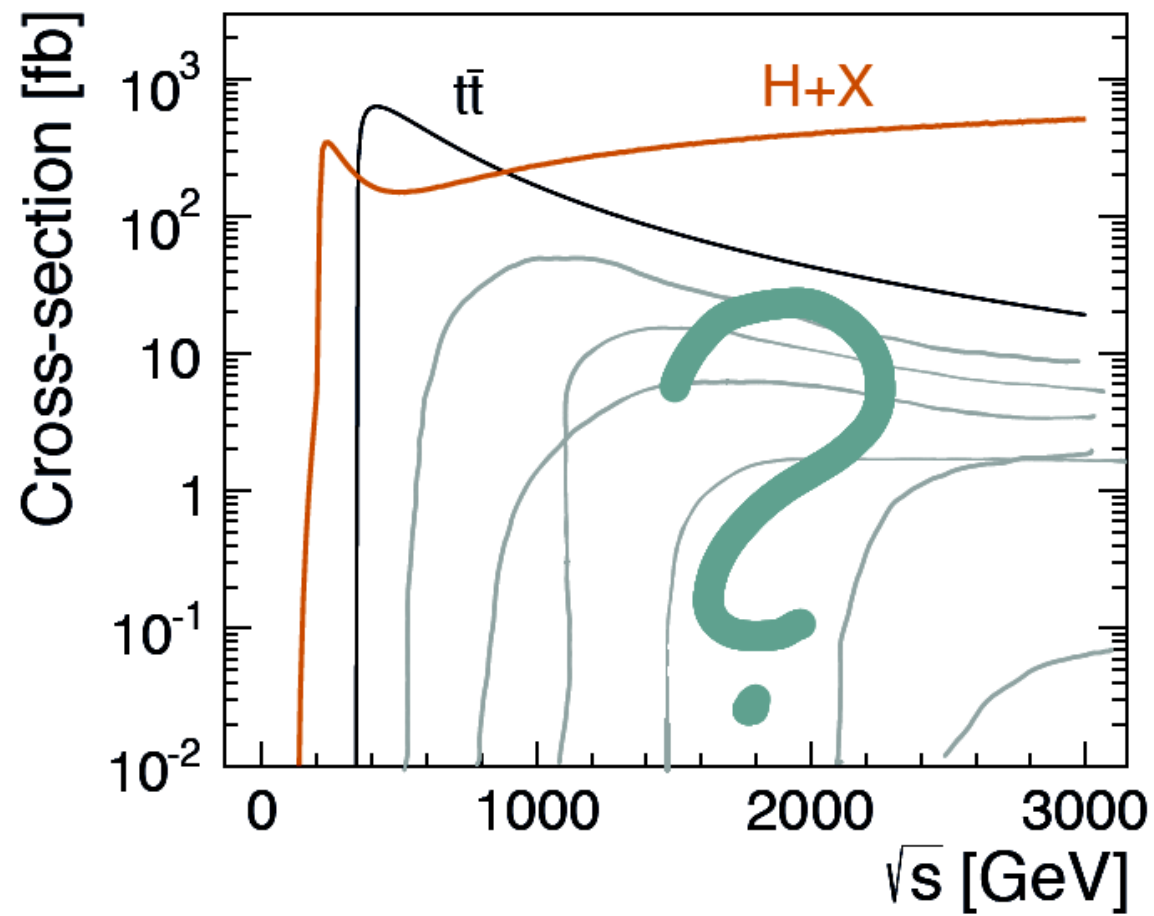
31 Countries – over 70 Institutes



# CLIC physics context

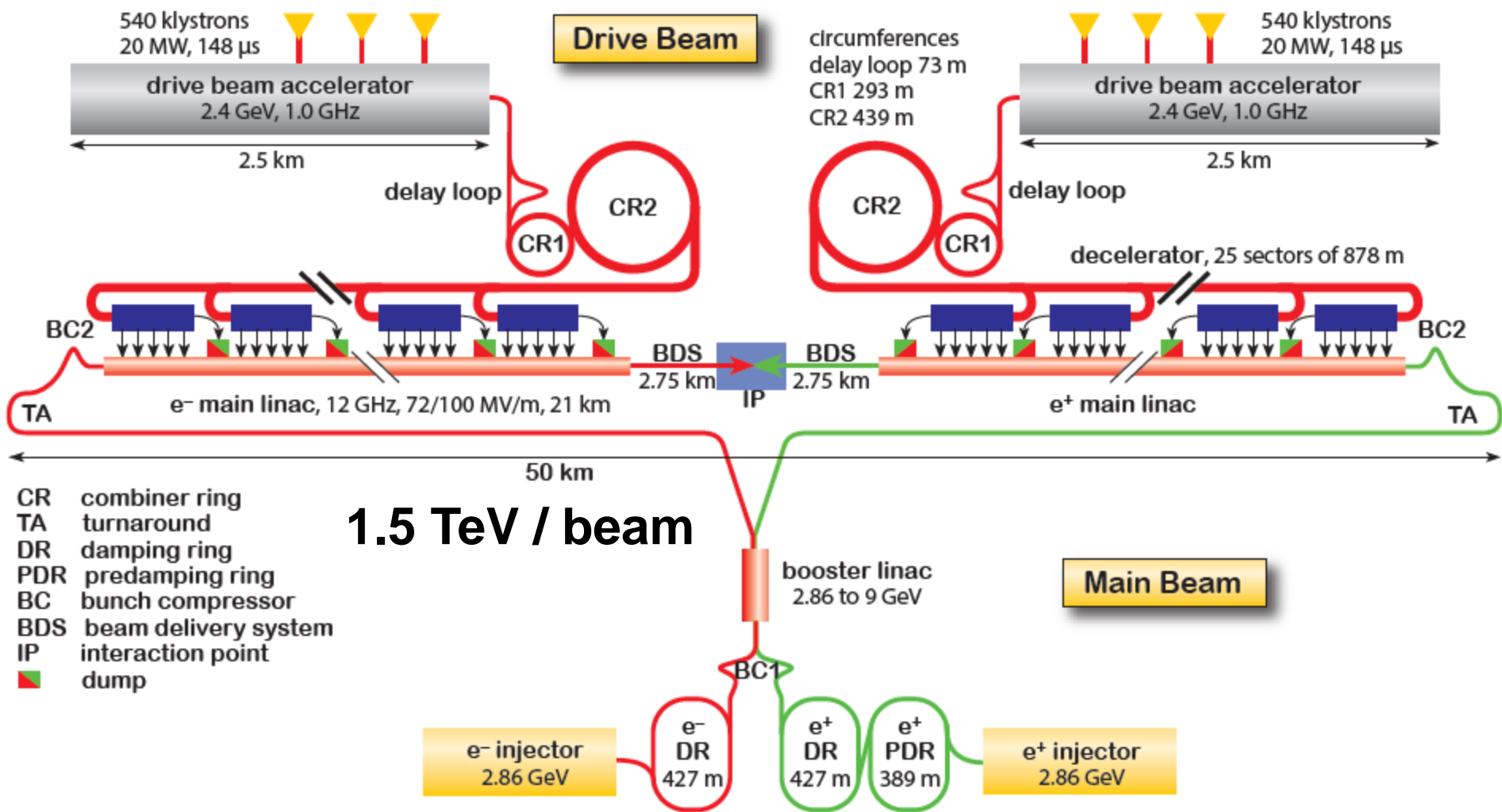
Energy-frontier capability for electron-positron collisions,

for precision exploration of potential new physics that may emerge from LHC





# CLIC layout (3 TeV)





# CLIC detector model

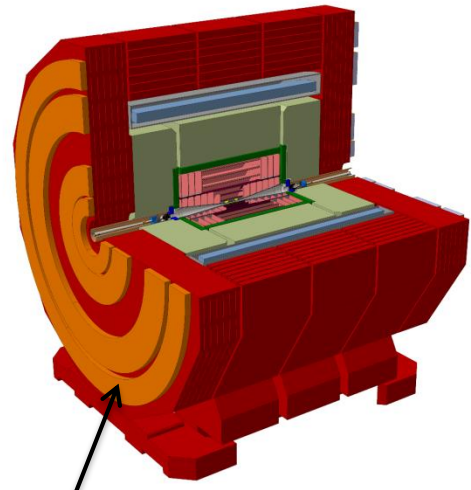
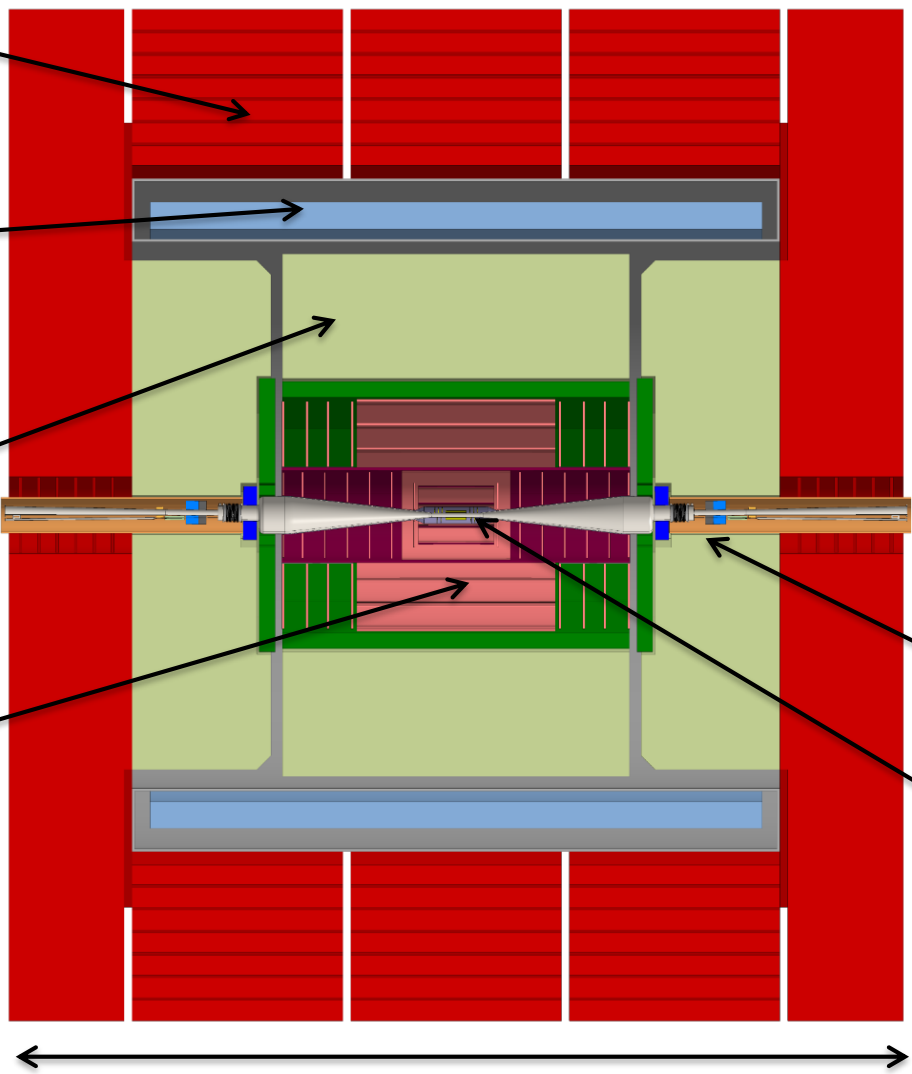
return yoke (Fe) with muon-ID detectors

superconducting solenoid, 4 Tesla

fine grained (PFA) calorimetry, 1 + 7.5  $\Lambda_i$ , Si-W ECAL, Sc-FE HCAL

silicon tracker, (large pixels / short strips)

Note: final beam focusing is outside the detector



end-coils for field shaping

forward region with compact forward calorimeters

ultra low-mass vertex detector,  $\sim 25 \mu\text{m}$  pixels

11.4 m



# Project staging

**Optimize machine design w.r.t. cost and power for a staged approach to reach multi-TeV scales:**

- ~ 380 GeV (optimised for Higgs + top physics)**
- ~ 1500 GeV**
- ~ 3000 GeV**


**Adapting appropriately to LHC + other physics findings**

**Possibility for first physics no later than 2035**

**Project Plan to include accelerator, detector, physics**



# Updated baseline



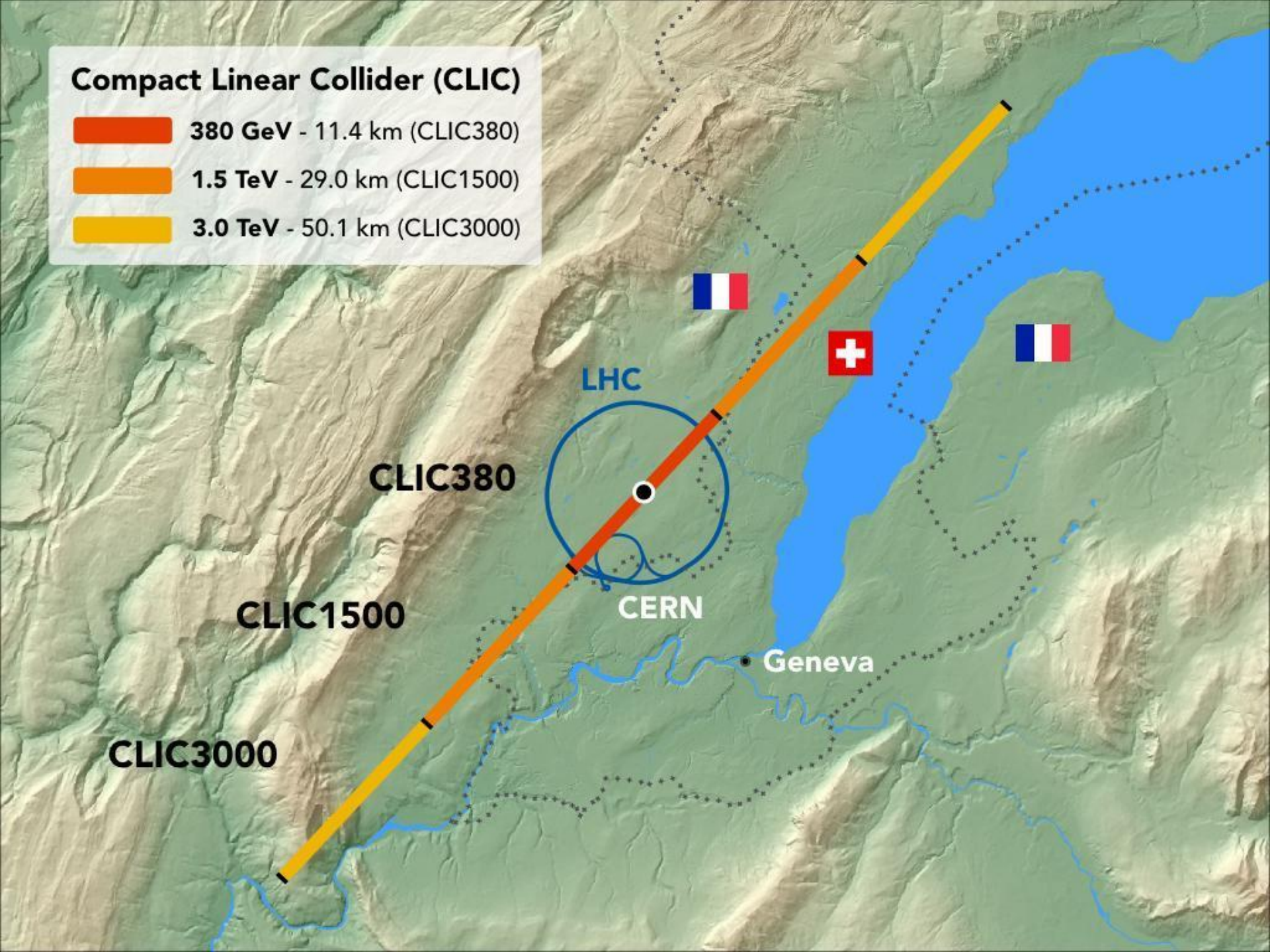
The Compact Linear Collider (CLIC) is a multi-TeV high-luminosity linear  $e^+e^-$  collider under development. For an optimal exploitation of its physics potential, CLIC is foreseen to be built and operated in a staged approach with three centre-of-mass energy stages ranging from a few hundred GeV up to 3 TeV. The first stage will focus on precision Standard Model physics, in particular Higgs and top measurements. Subsequent stages will focus on measurements of rare Higgs processes, as well as searches for new physics processes and precision measurements of new states, e.g. states previously discovered at LHC or at CLIC itself. In the 2012 CLIC Conceptual Design Report, a fully optimised 3 TeV collider was presented, while the proposed lower energy stages were not studied to the same level of detail. This report presents an updated baseline staging scenario for CLIC. The scenario is the result of a comprehensive study addressing the performance, cost and power of the CLIC accelerator complex as a function of centre-of-mass energy and it targets optimal physics output based on the current physics landscape. The optimised staging scenario foresees three main centre-of-mass energy stages at 380 GeV, 1.5 TeV and 3 TeV for a full CLIC programme spanning 22 years. For the first stage, an alternative to the CLIC drive beam scheme is presented in which the main linac power is produced using X-band klystrons.

**CERN-2016-004**

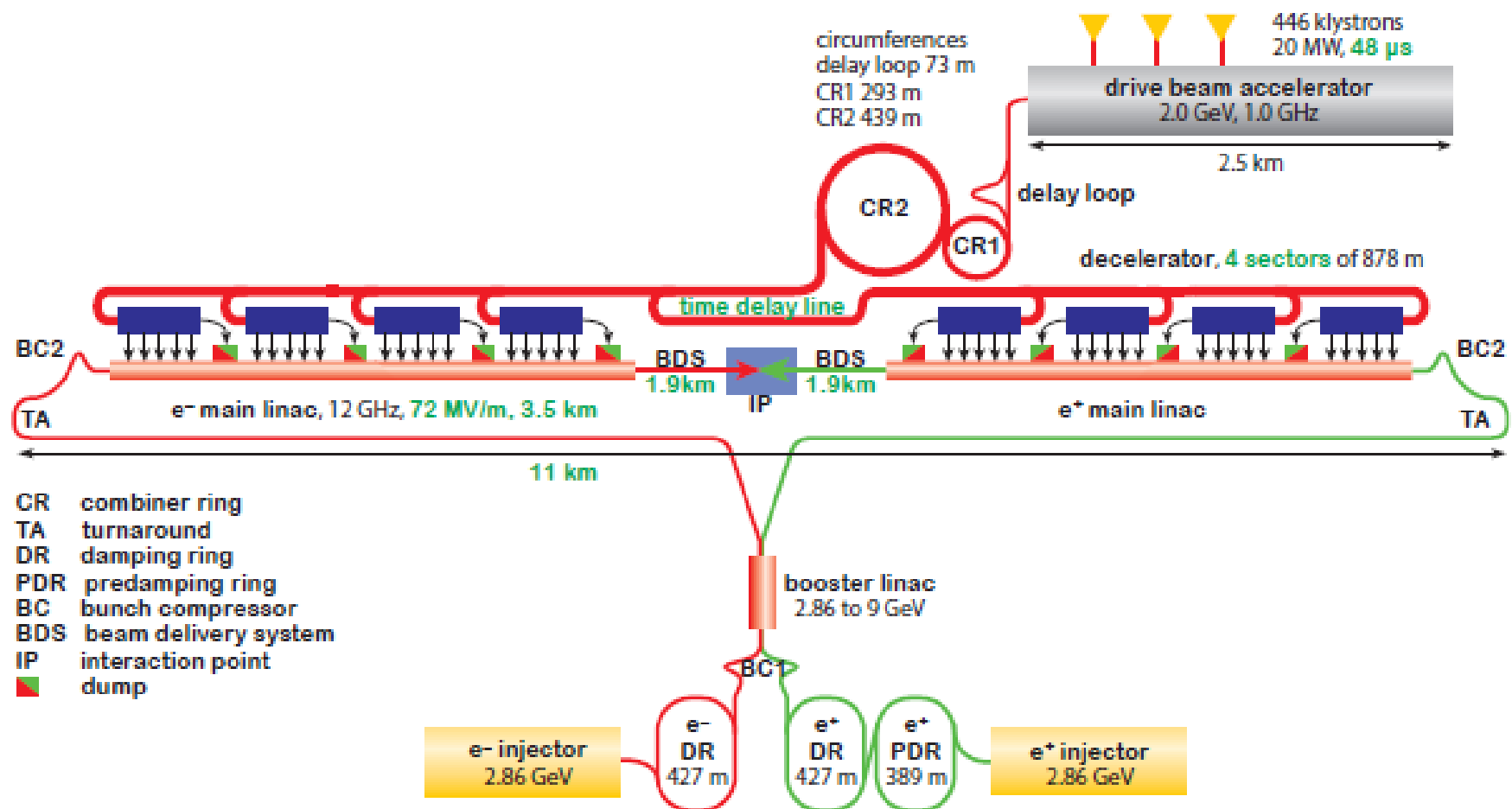
[arXiv:1608.07537](https://arxiv.org/abs/1608.07537)

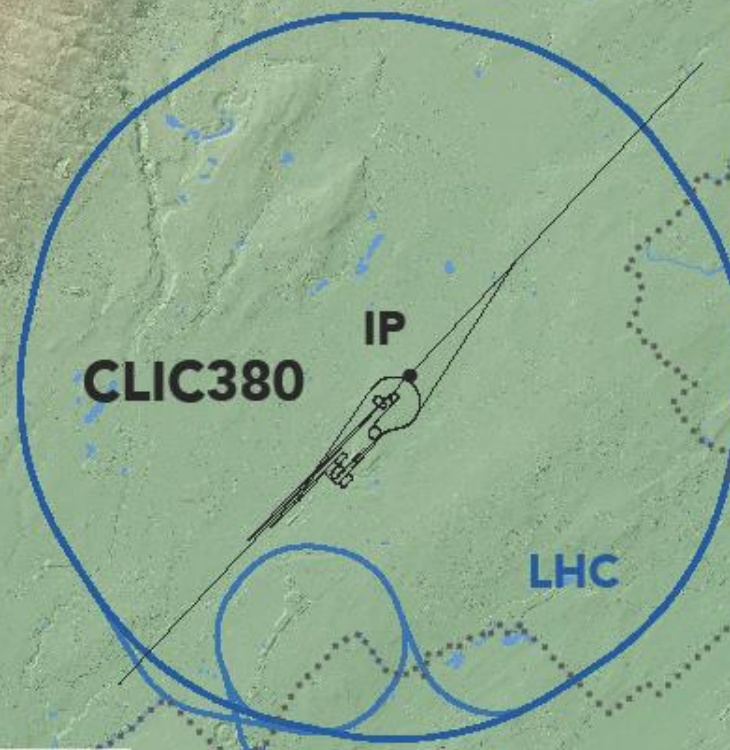
## Compact Linear Collider (CLIC)

-  380 GeV - 11.4 km (CLIC380)
-  1.5 TeV - 29.0 km (CLIC1500)
-  3.0 TeV - 50.1 km (CLIC3000)



# CLIC layout 380 GeV






### Compact Linear Collider (CLIC)

Drive beam injector, main beam injector, main linac, interaction point (IP)



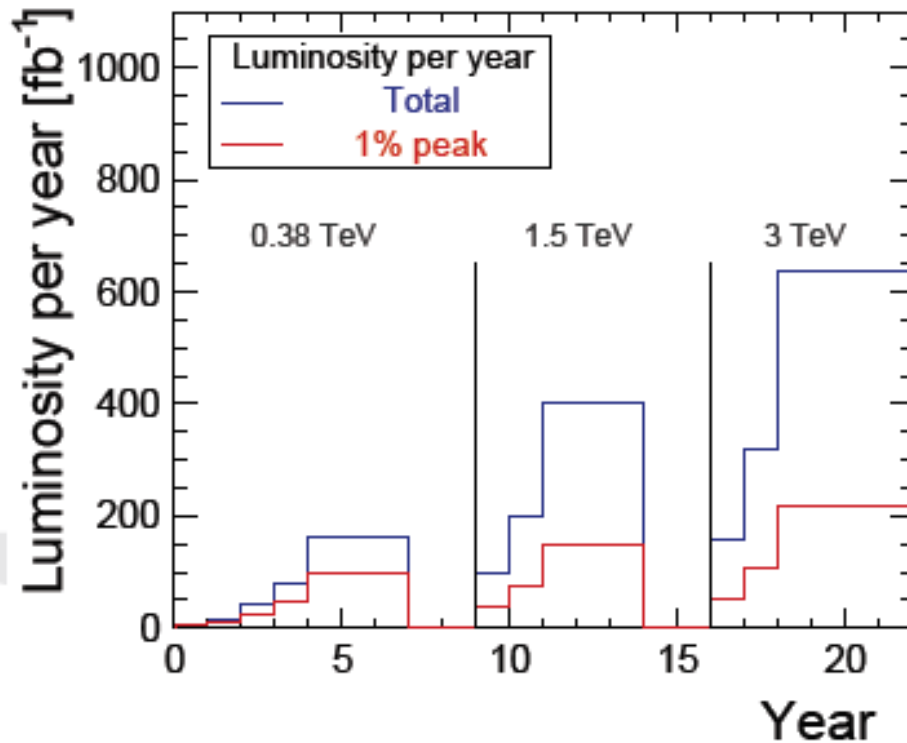
LHC existing infrastructure



380 GeV - 11.4 km (CLIC380)

• Geneva

# CLIC staged run model



Stage	$\sqrt{s}$ (GeV)	$\mathcal{L}_{\text{int}}$ (fb <sup>-1</sup> )
1	380	500
	350	100
2	1500	1500
3	3000	3000



# Key technical challenges

- **High-current drive beam bunched at 12 GHz**
- **Power transfer + main-beam acceleration**
- **100 MV/m gradient in main-beam cavities**
- **Produce, transport + collide low-emittance beams**
- **System integration, engineering, cost, power ...**



# CLIC Test Facility (CTF3)



DELAY LOOP



COMBINER RING


CLEX



DRIVE BEAM LINAC



TBL

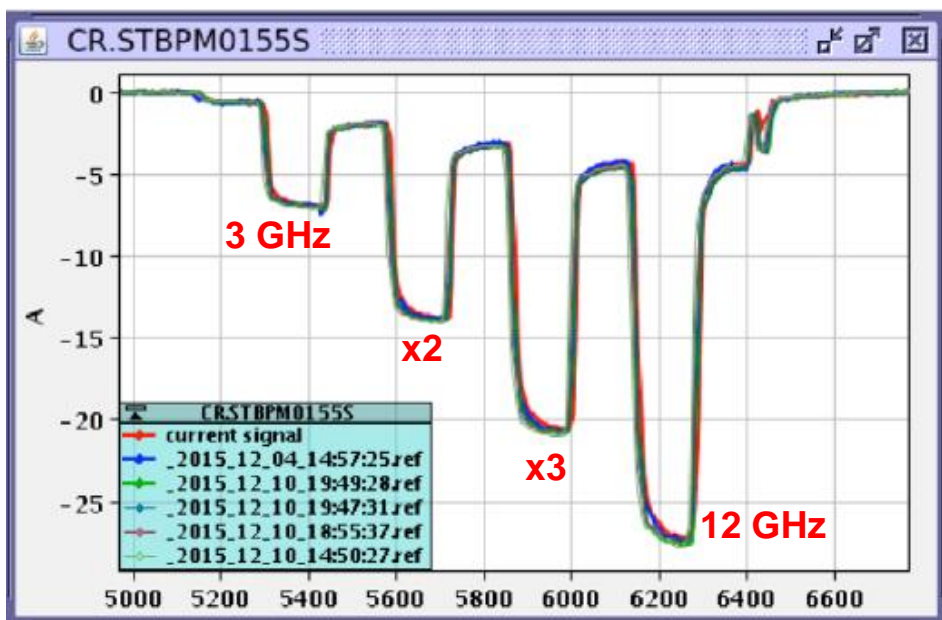


Two Beam Module

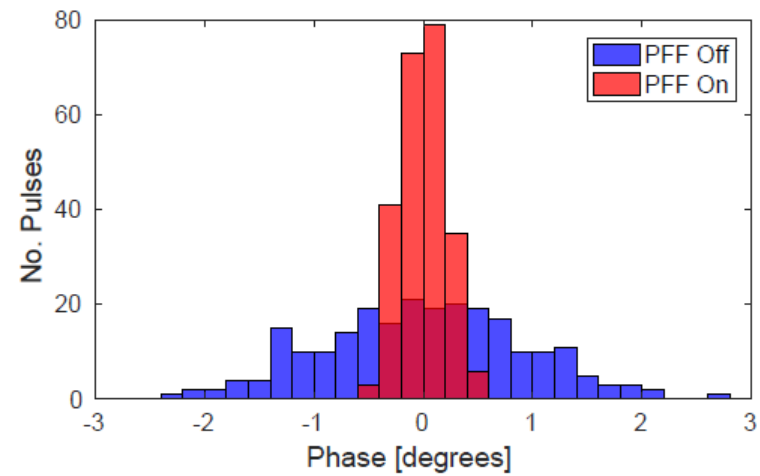


# Status

- Produced high-current drive beam bunched at 12 GHz



Arrival time stabilised to 50 fs






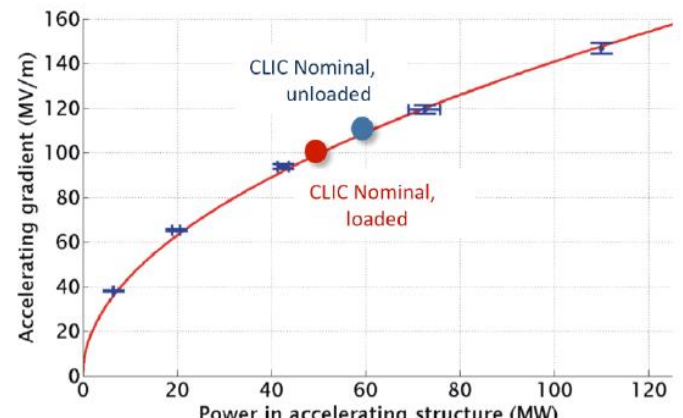
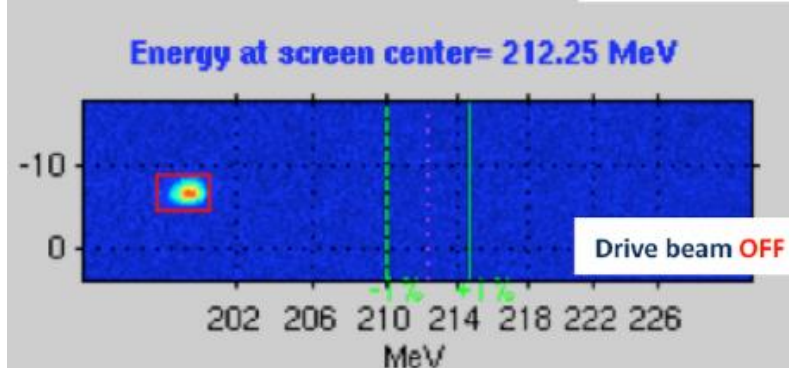
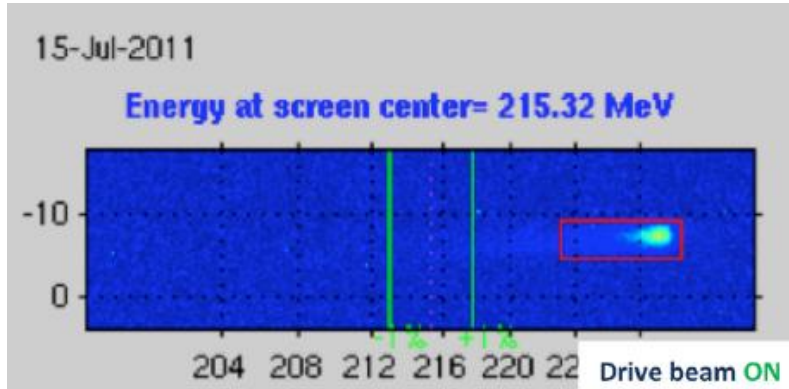


# Status

- Demonstrated two-beam acceleration



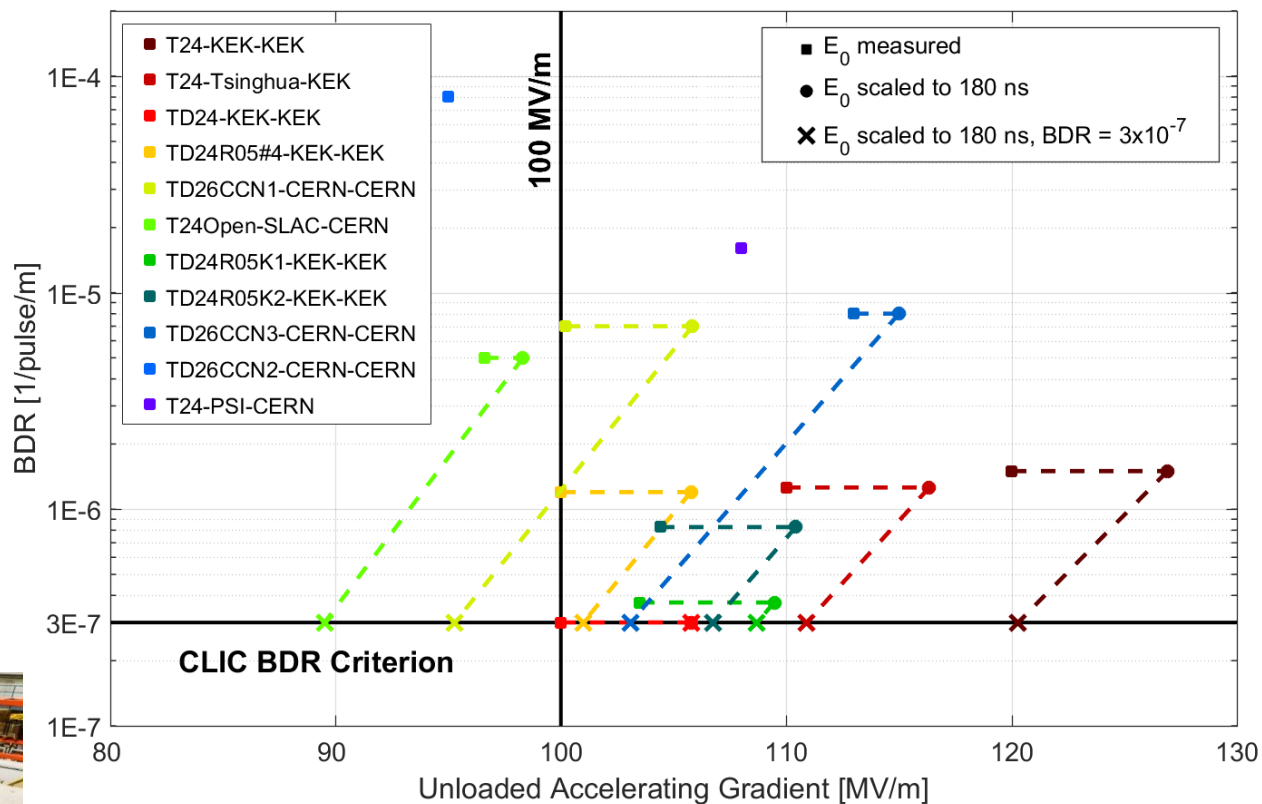



31 MeV = 145 MV/m






# Status

- Achieved 100 MV/m gradient in main-beam RF cavities




# Key technical challenges

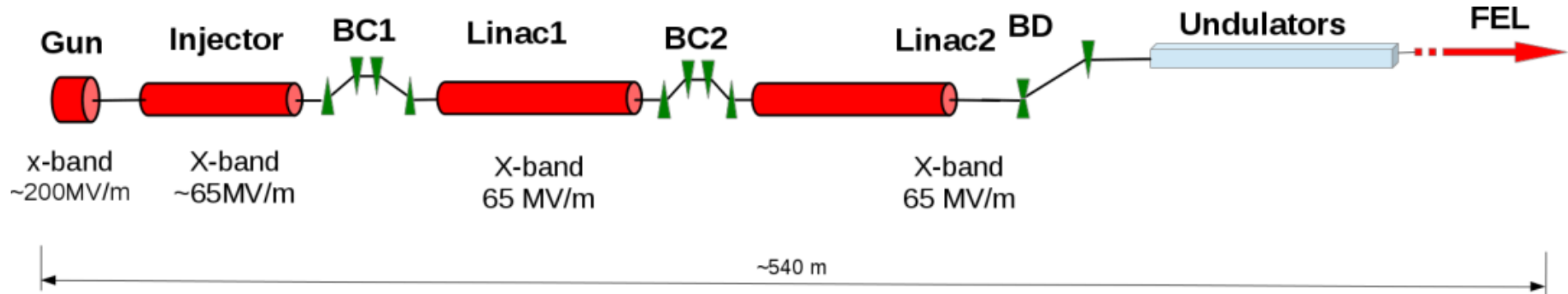
- **High-current drive beam bunched at 12 GHz** 
  - **Power transfer + main-beam acceleration** 
  - **100 MV/m gradient in main-beam cavities** 
- **Industrialisation of 12 GHz RF/structure technologies**
- **Application to medium- and large-scale systems**

# SwissFEL

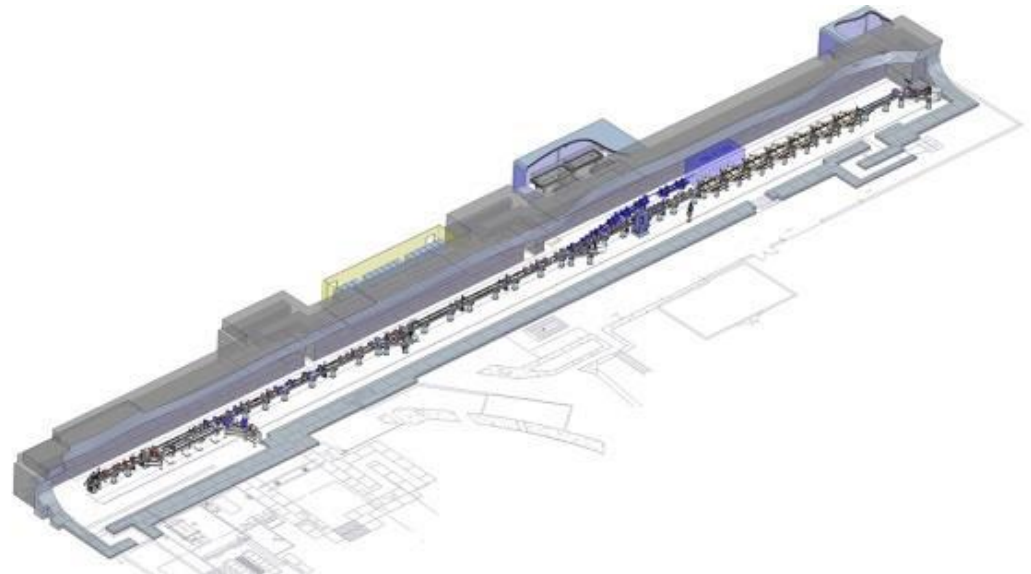
- 104 x 2m-long C-band structures (beam  $\rightarrow$  6 GeV @ 100 Hz)
- Similar  $\mu\text{m}$ -level tolerances
- Length  $\sim$  800 CLIC structures



# CompactLight – EU H2020 design study for a compact XFEL based on X-band structures



1 (Coordinator)	Elettra - Sincrotrone Trieste S.C.p.A.	Italy
2	CERN - European Organization for Nuclear Research	International
3	STFC - Daresbury Laboratory	UK
4	SINAP - Chinese Academy of Sciences	China
5	Institute of Accelerating Systems and Applications	Greece
6	Uppsala Universitet	Sweden
7	The University of Melbourne	Australia
8	Australian Nuclear Science and Technology Organisation	Australia
9	Ankara University Institute of Accelerator Technologies	Turkey
10	Lancaster University	UK
11	VDL Enabling Technology Group Eindhoven BV	Netherlands
12	Technische Universiteit Eindhoven	Netherlands
13	Istituto Nazionale di Fisica Nucleare	Italy
14	Kyma S.r.l.	Italy
15	University of Rome "La Sapienza"	Italy
16	Italian National Agency for New Technologies, Energy and Sustainable Economic Development, ENEA	Italy
17	Consorcio para la Construcción de Equipamiento y Explotación del Laboratorio de Luz Síncrotron	Spain
18	Centre National de la Recherche Scientifique, CNRS	France
19	Karlsruher Institut für Technologie	Germany
20	Paul Scherrer Institut PSI	Switzerland
21	Agencia Estatal Consejo Superior de Investigaciones Científicas	Spain
22	University of Helsinki Helsinki Institute of Physics	Finland
23	Pulsar Physics	Netherlands
24	VU University Amsterdam	Netherlands
<b>Third Parties</b>	<b>Third party's organisation name</b>	<b>Country</b>
	Universitetet i Oslo University of Oslo	Norway
	Advanced Research Center for Nanolithography (URU of VU)	Netherlands



**Approved by EC!**  
**Project start 1/1/18**

# CLIC project preparation

- **Preparing CLIC Project Plan + supporting documents for input to European Strategy Update (ESU)**
- **Staged approach, starting at 380 GeV with costs and power not excessive compared with LHC**
- **Upgrade path in stages over 20-30 year horizon → 3 TeV**
- **Update costings, for both baseline *and a klystron-based* 380 GeV first stage**
- **Maintain flexibility and align with LHC physics outcomes**
- **Next step > 2020 is a ~5-year project preparation phase: critical parameters, detailed site layout, value engineering, risk mitigation ... → plans to be presented to ESU**



# CLIC roadmap

## 2013 - 2019 Development Phase

Development of a Project Plan for a staged CLIC implementation in line with LHC results; technical developments with industry, performance studies for accelerator parts and systems, detector technology demonstrators

## 2020 - 2025 Preparation Phase

Finalisation of implementation parameters, preparation for industrial procurement, Drive Beam Facility and other system verifications, Technical Proposal of the experiment, site authorisation

## 2026 - 2034 Construction Phase

Construction of the first CLIC accelerator stage compatible with implementation of further stages; construction of the experiment; hardware commissioning



## 2019 - 2020 Decisions

Update of the European Strategy for Particle Physics; decision towards a next CERN project at the energy frontier (e.g. CLIC, FCC)

## 2025 Construction Start

Ready for construction; start of excavations

## 2035 First Beams

Getting ready for data taking by the time the LHC programme reaches completion



# CLIC workshop 2018



## CLIC Workshop 2018

22-26 January 2018  
CERN  
Europe/Zurich timezone

Overview

Timetable

Speaker List

Registration

The **CLIC workshop 2018** covers Accelerator as well as the Detector and Physics studies, with their present activities and programme. Special focus of the workshop will go to the preparations for the European Strategy Update, for which the CLIC documentation is due by the end of 2018

For the **Accelerator studies**, the workshop spans over 5 days: **22nd-26th of January**.

For **CLICdp**, the workshop is scheduled from **Tuesday afternoon 23rd to lunchtime on Friday 26th**.

### Programme



# PPAP recommendation

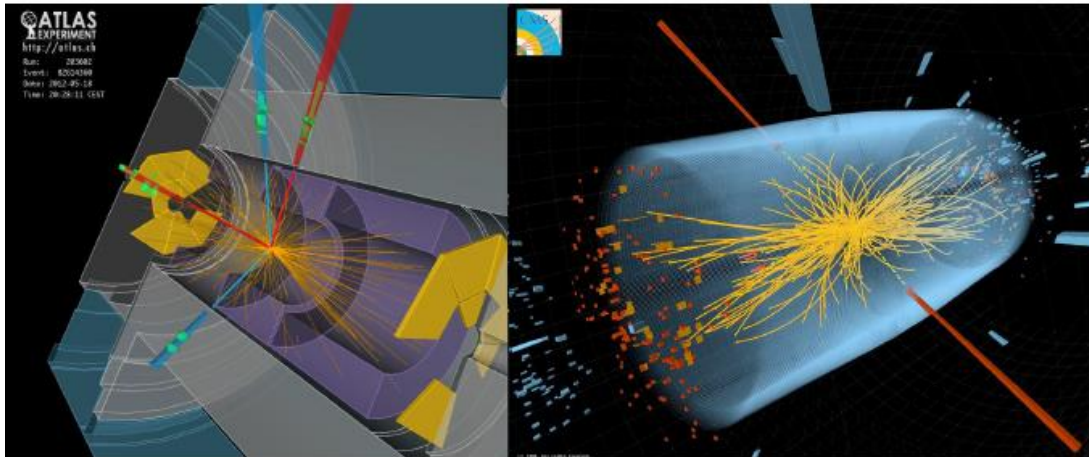
## The UK Particle Physics Roadmap

Particle Physics Advisory Panel:

*P. N. Burrows, C. Da Via, E. W. N. Glover, P.R. Newman, J. Rademacker,  
C. Shepherd-Themistocleous, W.J. Spence, M. A. Thomson and M. Wing*

7/11/12

**‘It is essential that the UK engages with the Higgs Factory initiative and positions itself to play a leading role should the facility go ahead.’**



# Extra material follows

---

# 'Higgs factory'

---

- **e+e- collider:**
  - linear collider**
  - storage ring**
- **photon-photon collider:**
  - usually considered as add-on to linear collider**
- **muon collider:**
  - usually considered as a next step beyond a future neutrino factory**

# Snowmass executive summary 2013

---

Compelling science motivates continuing this program with experiments at lepton colliders. Experiments at such colliders can reach sub-percent precision in Higgs boson properties in a unique, model-independent way, enabling discovery of percent-level deviations from the Standard Model predicted in many theories.

# Snowmass executive summary 2013

---

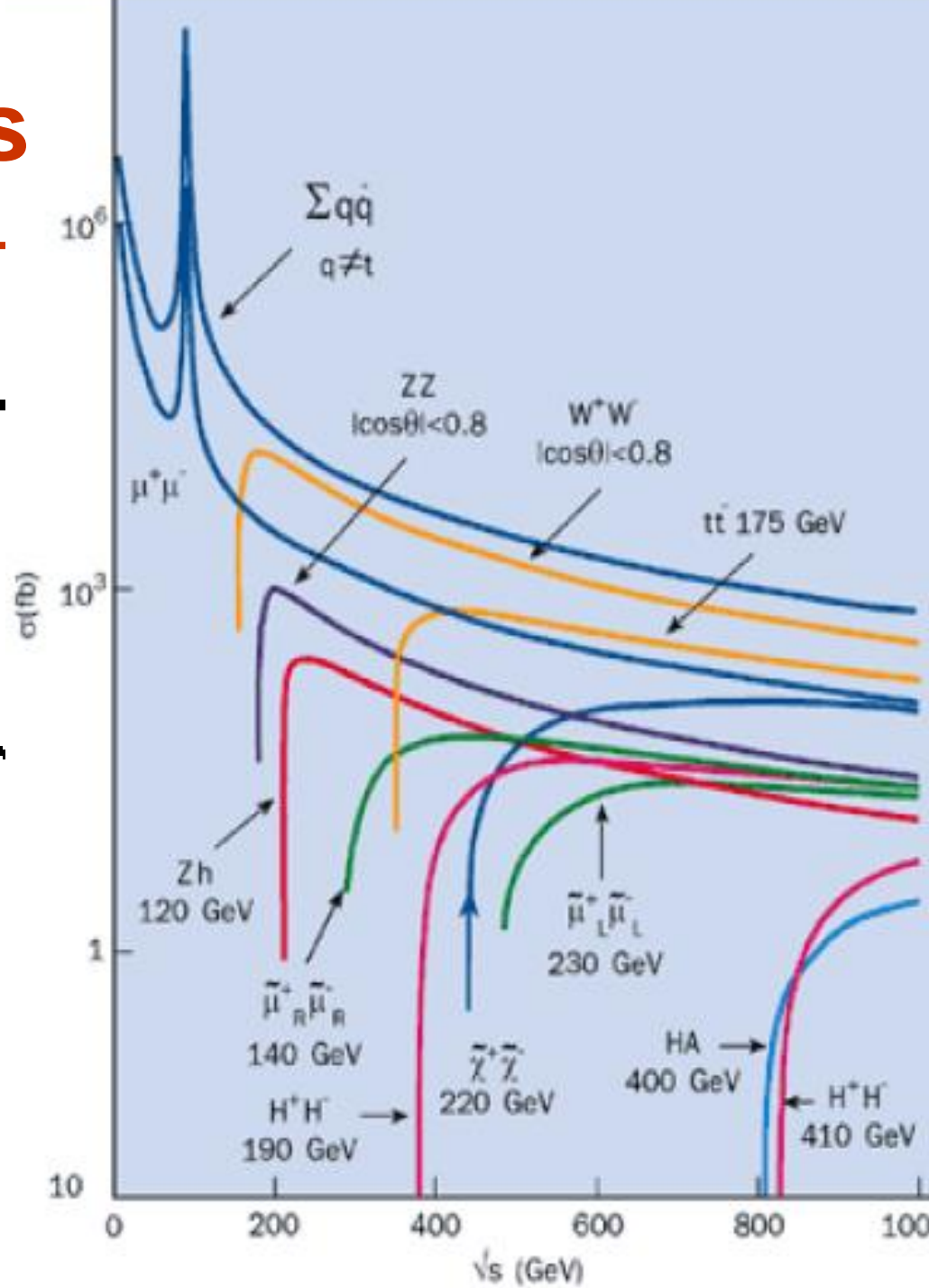
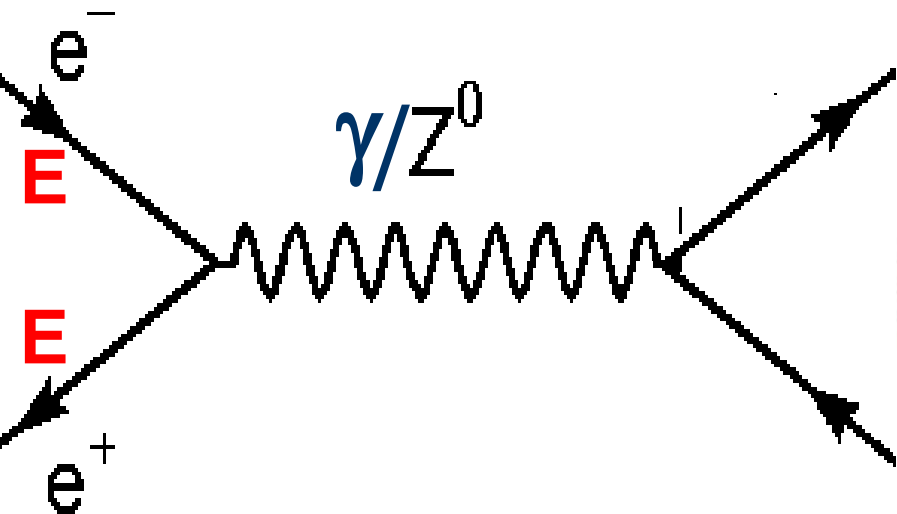
Compelling science motivates continuing this program with experiments at lepton colliders. Experiments at such colliders can reach sub-percent precision in Higgs boson properties in a unique, model-independent way, enabling discovery of percent-level deviations from the Standard Model predicted in many theories. **They can improve the precision of our knowledge of the W, Z, and top quark well enough to allow the discovery of predicted new-physics effects. They search for new particles in a manner complementing new particle searches at the LHC.**

# Snowmass executive summary 2013

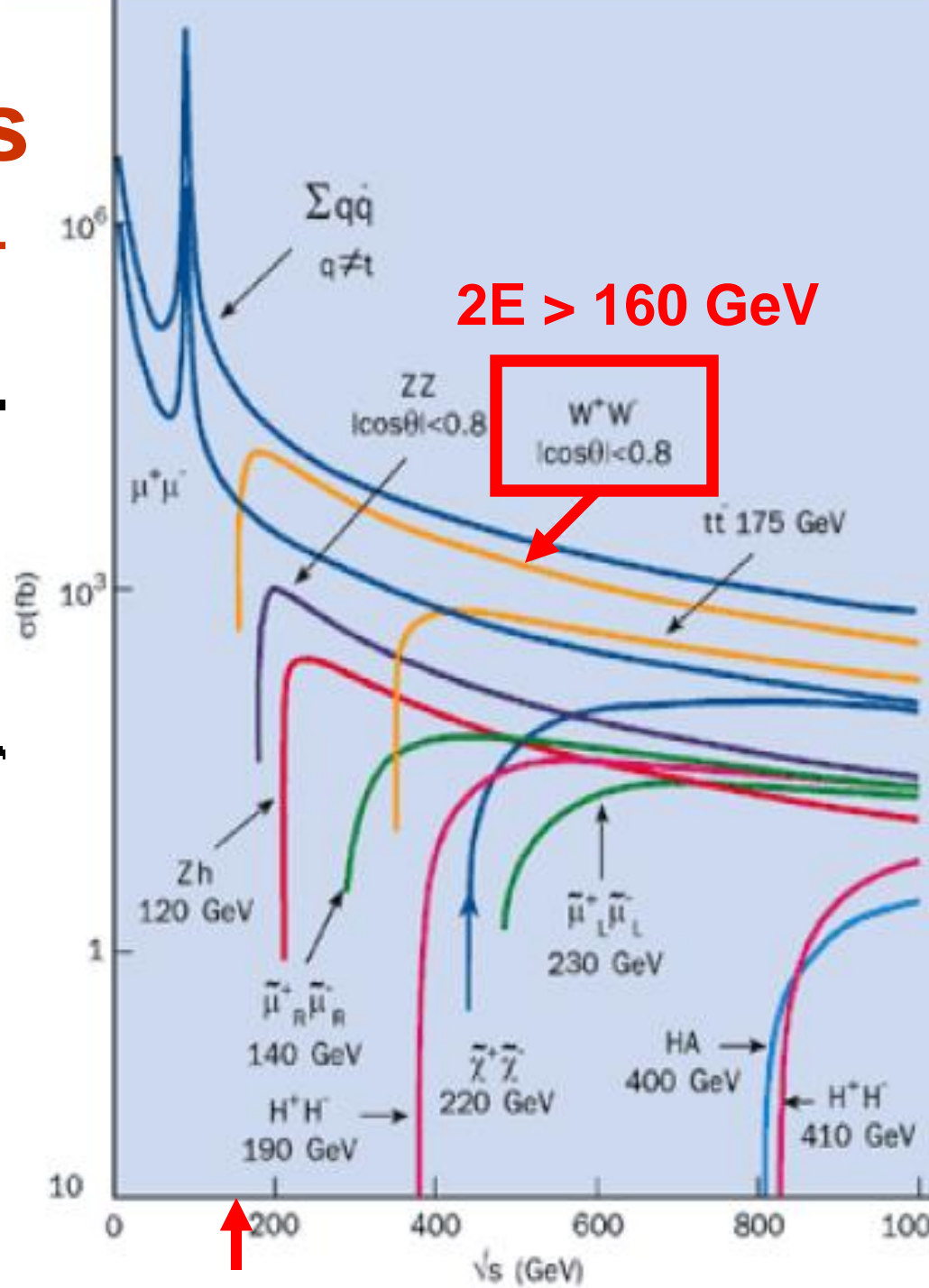
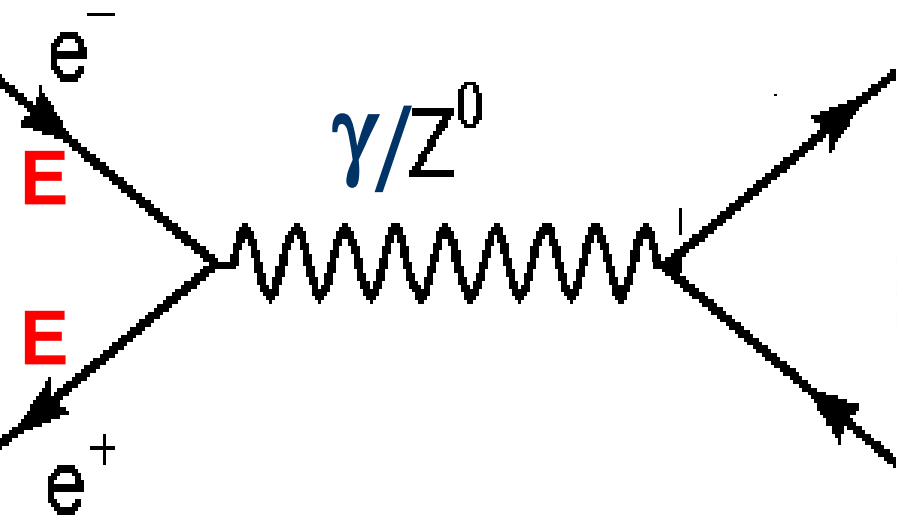
---

Compelling science motivates continuing this program with experiments at lepton colliders. Experiments at such colliders can reach sub-percent precision in Higgs boson properties in a unique, model-independent way, enabling discovery of percent-level deviations from the Standard Model predicted in many theories. They can improve the precision of our knowledge of the W, Z, and top quark well enough to allow the discovery of predicted new-physics effects. They search for new particles in a manner complementing new particle searches at the LHC. **A global effort has completed the technical design of the International Linear Collider (ILC) accelerator and detectors that will provide these capabilities in the latter part of the next decade. The Japanese particle physics community has declared this facility as its first priority for new initiatives.**

# e+e- annihilations

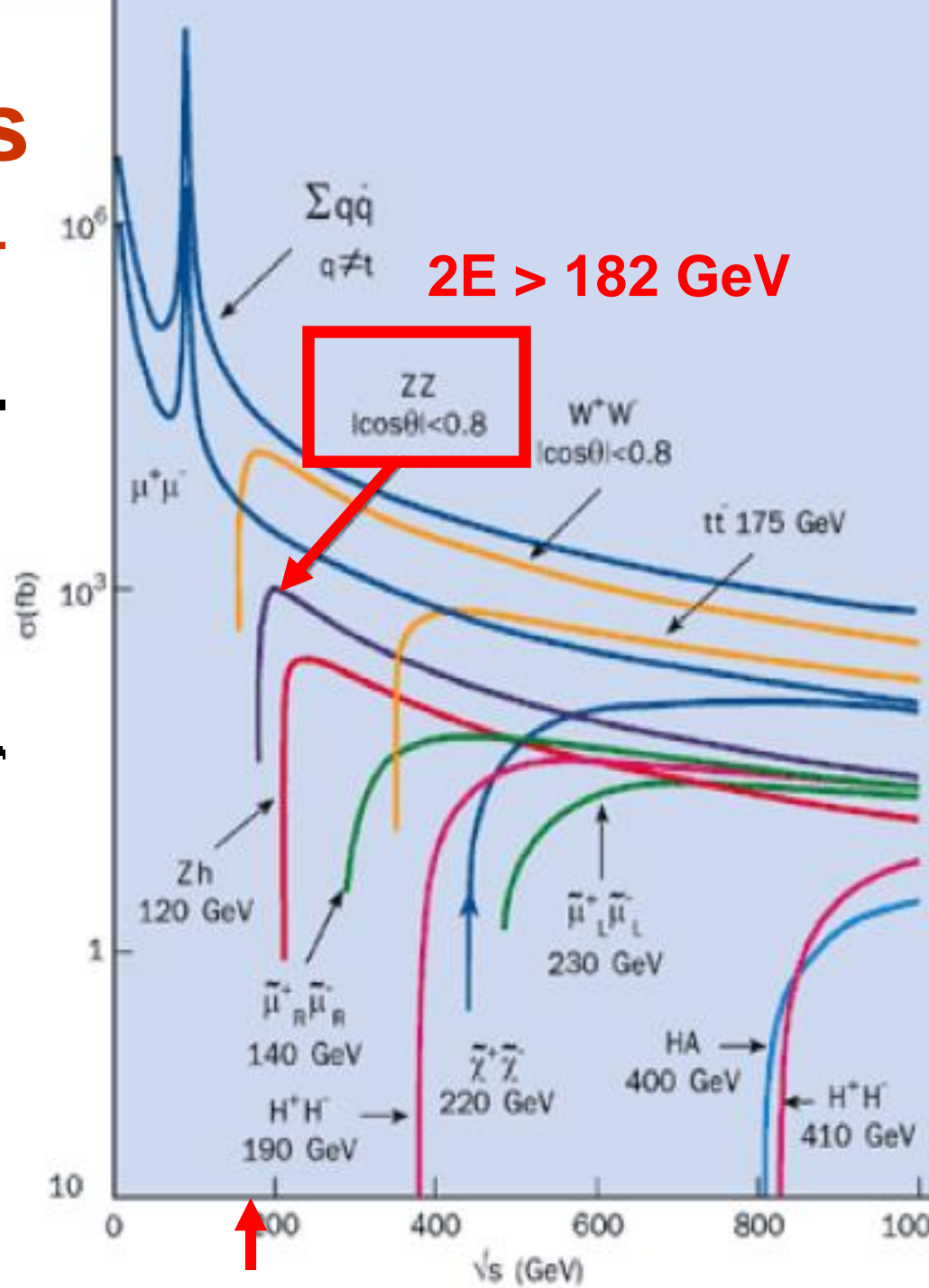
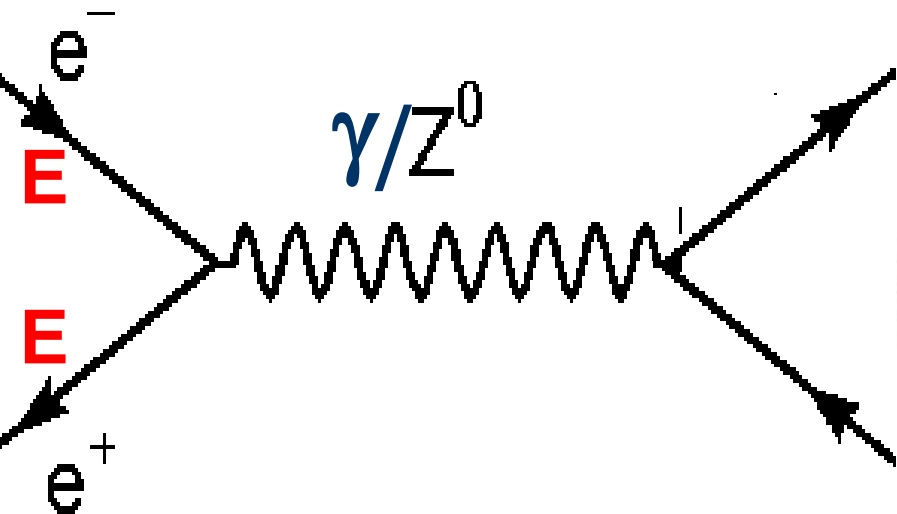


# e+e- annihilations

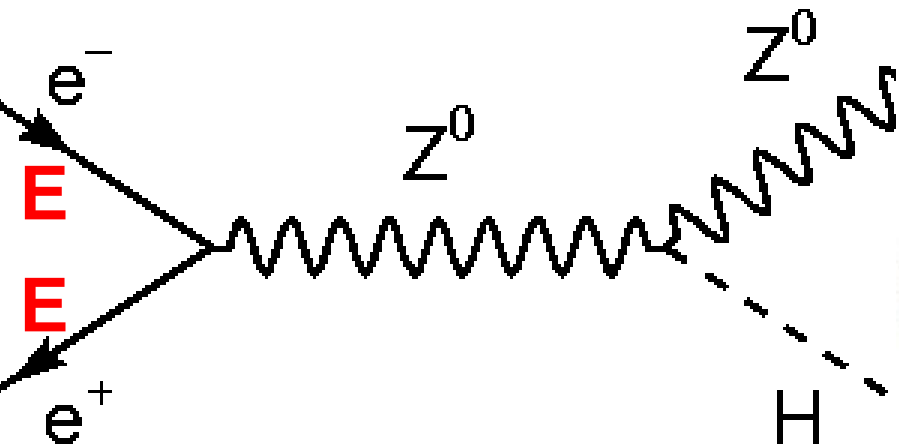




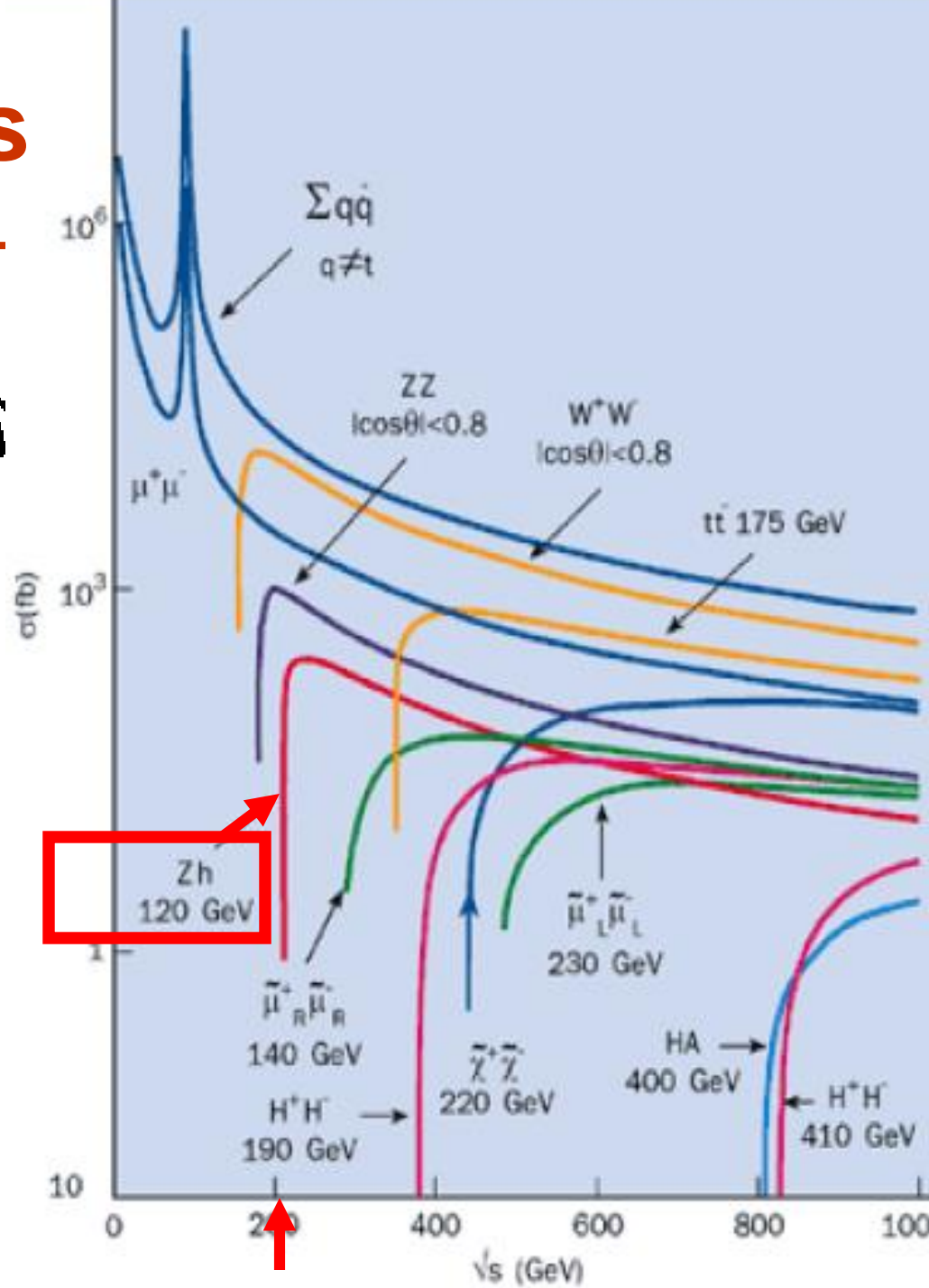
# e+e- annihilations



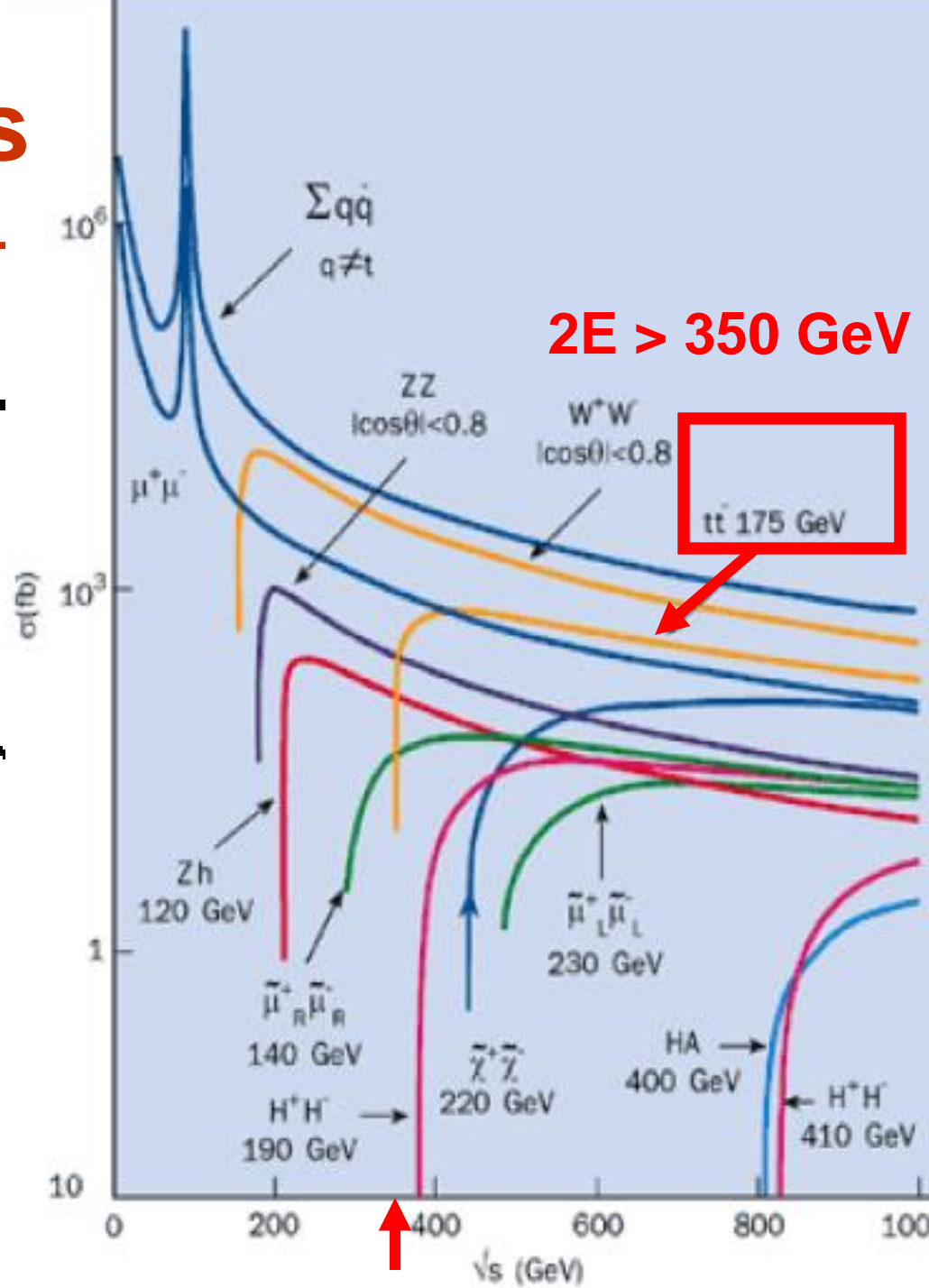
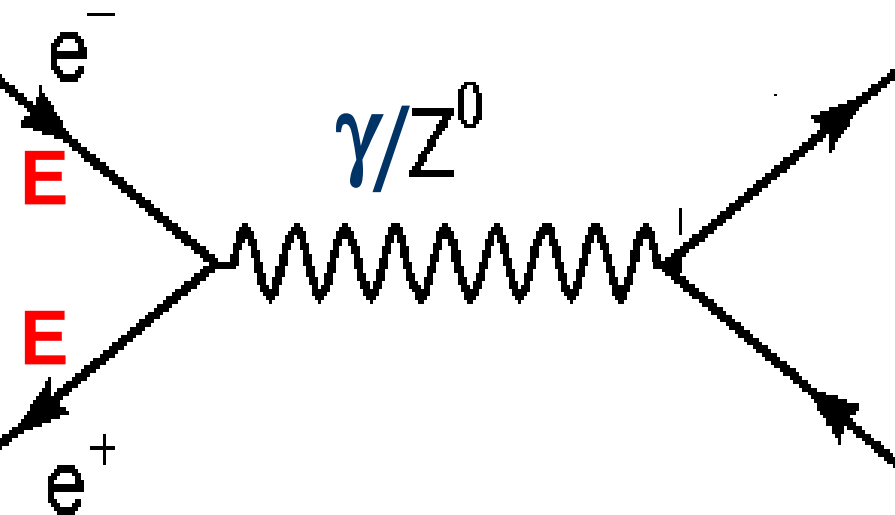
# e+e- annihilations



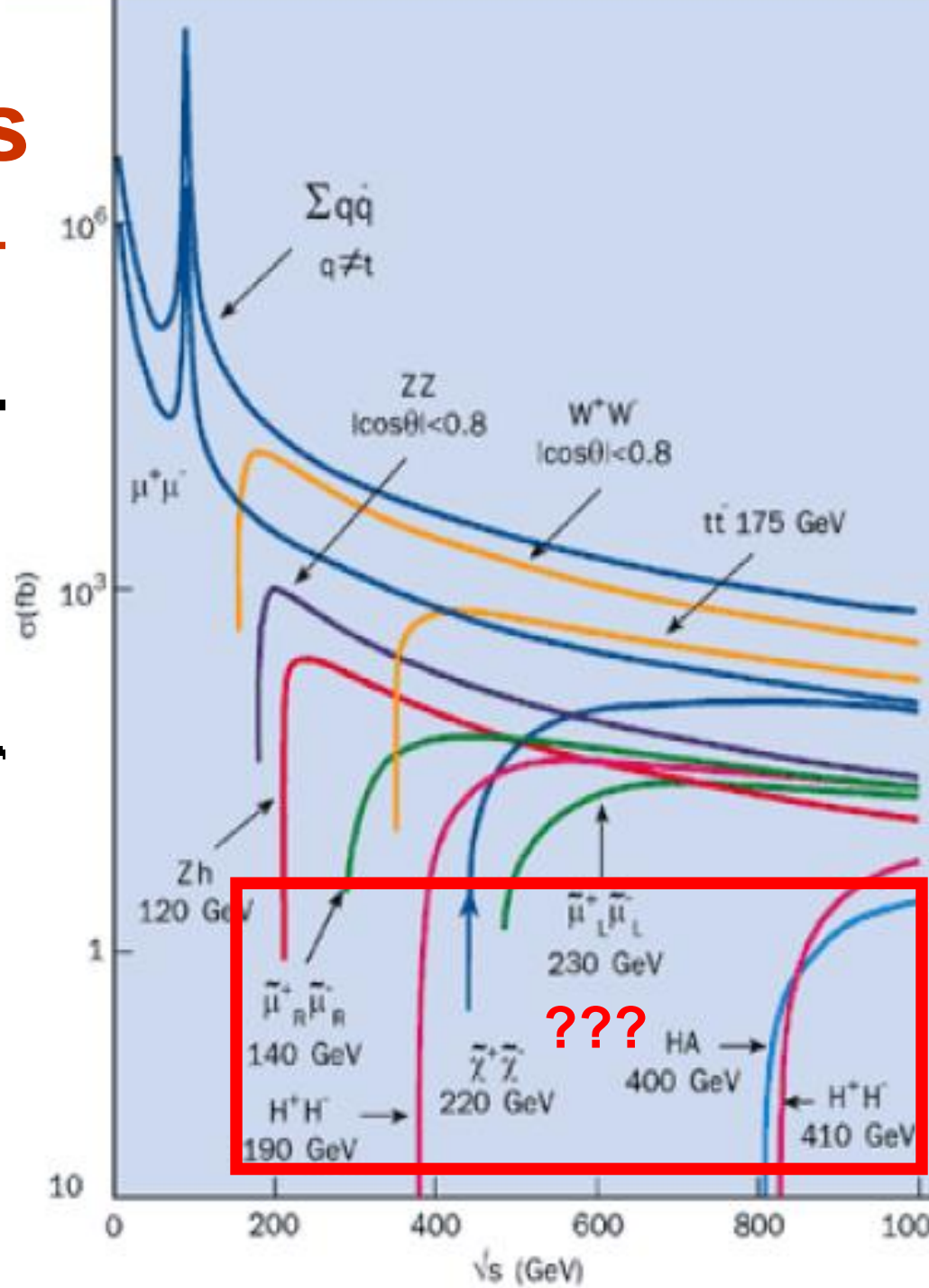
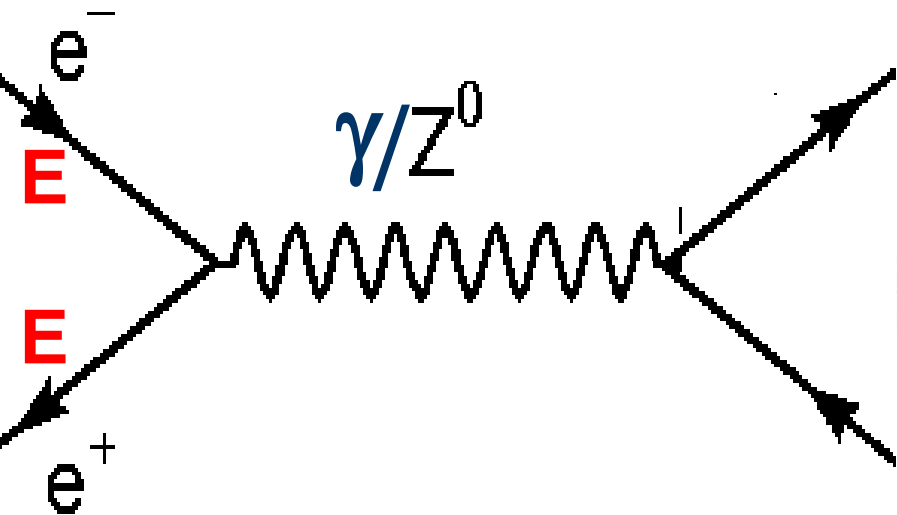
$2E > 216 \text{ GeV}$



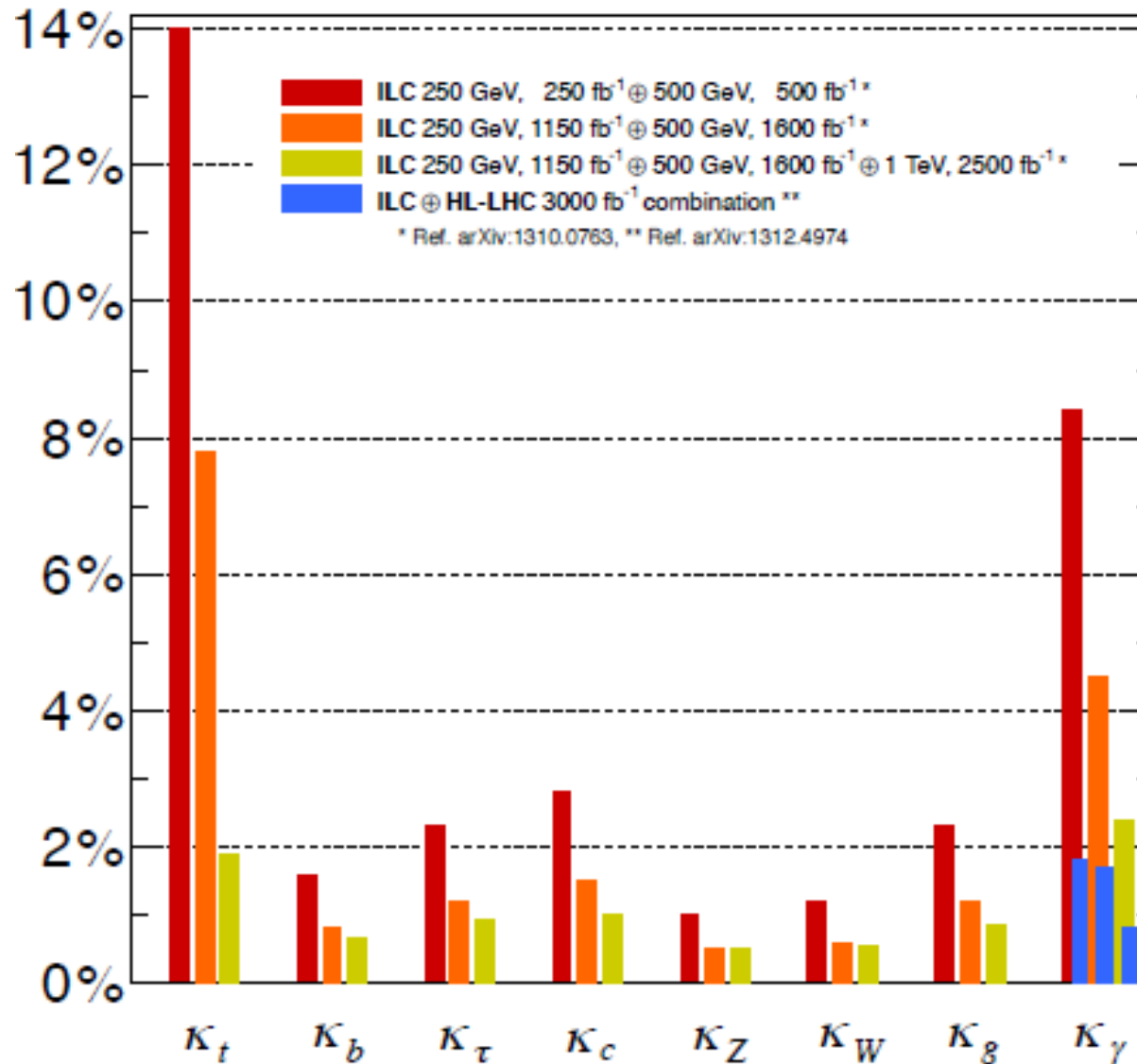
# e+e- annihilations



# e+e- annihilations



# Model-independent couplings



# KEK-ILC Action Plan

KEK-DG Yamauchi set up a WG to develop a [KEK-ILC action plan](#) in May, 2015.

The KEK-ILC Action Plan was released in January 2016. It contains technical preparation tasks and a human resource development plan for the **pre-preparation phase (current efforts)** and the **main-preparation phase (after “green sign” from MEXT)**. It focuses mainly on a development plan for KEK.

“Producing a **EAP (European Action Plan)** for the ILC in timely manner is very important.”

“After having established a discussion group with DOE, discussions with Europe are likely to become the next important topic for MEXT.”

Extracted from slides of Y.Okada, KEK – EJADE meeting 6.9.16

On the European side it was suggested to use the EJADE H2020 MC project to prepare the EAP – the effort was started October 2016

# E-JADE

Europe-Japan Accelerator Development Exchange Programme

Programme 2015-2018:

- Three main technical WPs
- Supports extended stays of European Researchers in Japan
- Recently adapted to include detector and physics studies for ILC (new partners)

Technical WPs: WP1: LHC with upgrades/FFC/ SuperKEKb, WP2: ATF2, WP3: ILC/CLIC

Partners: CERN (coord), DESY, CEA, CNRS, CSIC, RHUL, OXF with Uni. Tokyo and KEK -> WG for EAP

New partners: VINCA, AGH-Cracow, Tel Aviv University, Liverpool University, Université de Strasbourg, Université Paris-Sud, Tohoku University and Kyushu University.

Authors of EAP:

For EJADE institutes:

CERN: S.Stapnes, CEA: O.Napoli, DESY:

N.Walker/H.Weise/B.List, CNRS: P.Bambade/A.Jeremi, UK:


P.Burrows, CSIC: A.Faust-Golfe

EJADE WP3 and centrally: T.Schoerner-Sadenius, M. Stanitzki

TDR: B.Foster

# European X-FEL at DESY

European XFEL  
Linear Accelerator



**XFEL started commissioning from 2017**

# ILC Project Phases

## 2017–2018: Pre-preparation phase

The on-going activities with relevance to the ILC in Europe are reviewed.

## 2019–2022: Preparation phase

This period needs to be initiated by a positive statement from the Japanese government about hosting the ILC, followed by a European strategy update that ranks European participation in the ILC as a high-priority item. The preparation phase focuses on preparation for construction and agreement on the definition of deliverables and their allocation to regions.

## 2023 and beyond: Construction phase

The construction phase will start after the ILC laboratory has been established and inter-governmental agreements are in place. At the current stage, only the existing capabilities of the European groups relevant for this phase can be described.



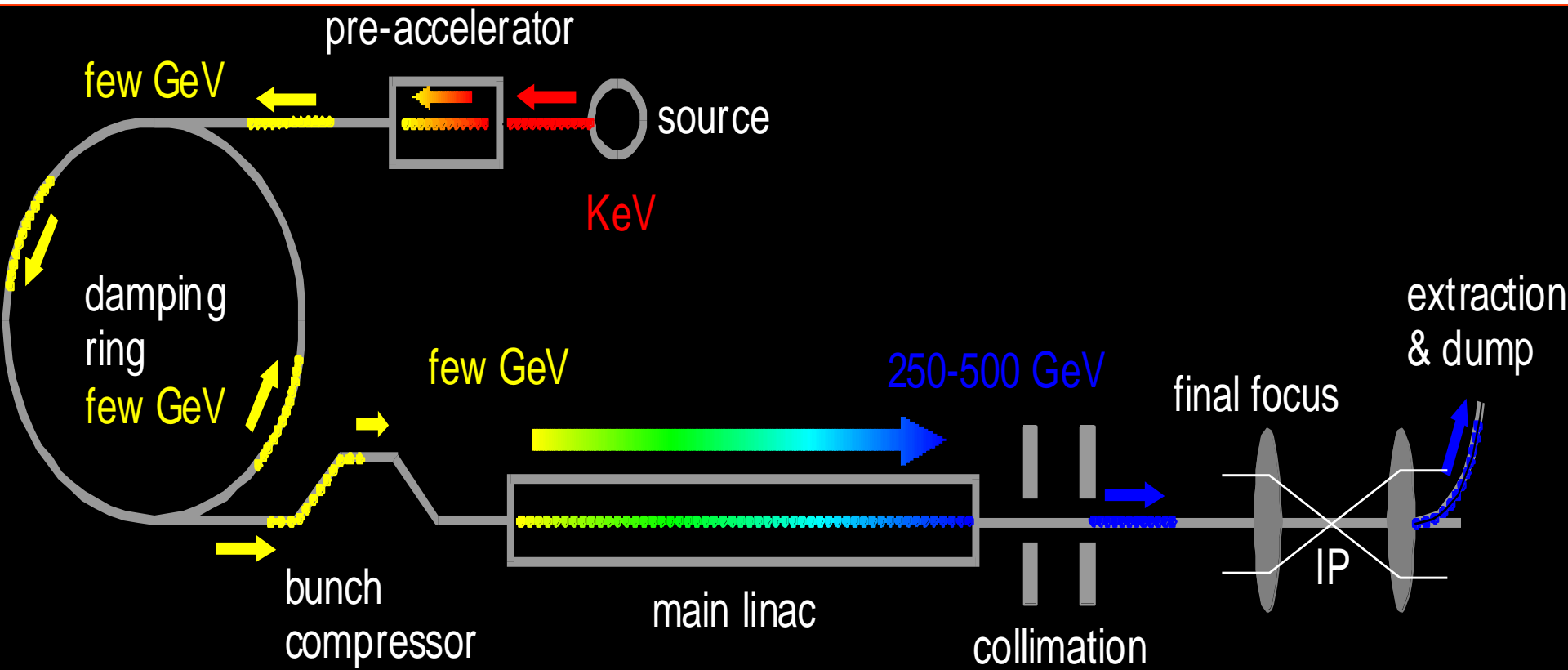


# Linear Colliders for electrons + positrons

**Stanford  
Linear  
Accelerator  
Center  
(California)**

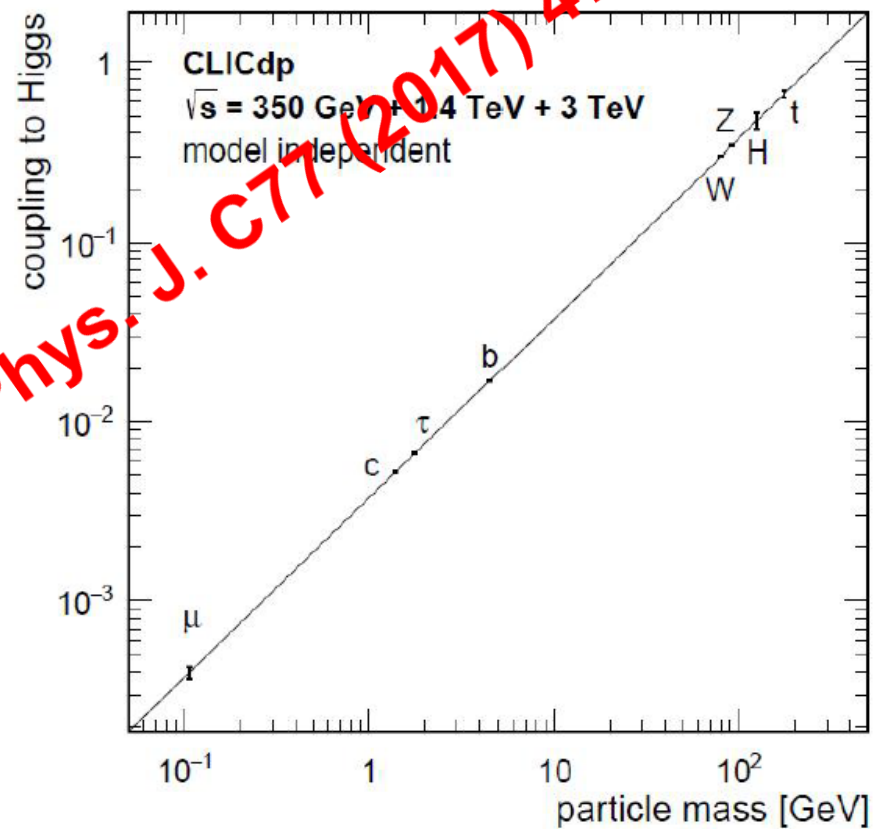


# Designing a Linear Collider



# CLIC Higgs coupling capabilities

Parameter	Relative precision		
	350 GeV 500 fb <sup>-1</sup>	+ 1.4 TeV + 1.5 ab <sup>-1</sup>	+ 3 TeV + 2 ab <sup>-1</sup>
$g_{HZZ}$	0.8 %	0.8 %	0.8 %
$g_{HWW}$	1.4 %	0.9 %	0.9 %
$g_{Hbb}$	3.0 %	1.0 %	0.9 %
$g_{Hcc}$	6.2 %	2.3 %	1.9 %
$g_{H\tau\tau}$	4.3 %	1.7 %	1.4 %
$g_{H\mu\mu}$	—	14.1 %	7.8 %
$g_{Htt}$	—	4.2 %	4.2 %
$g_{Hgg}^\dagger$	3.7 %	1.8 %	1.4 %
$g_{H\gamma\gamma}^\dagger$	—	5.7 %	3.2 %
$g_{HZ\gamma}^\dagger$	—	15.6 %	9.1 %
$\Gamma_H$	6.7 %	3.7 %	3.5 %



H. Abramowicz et al, Eur. Phys. J. C77 (2017) 475

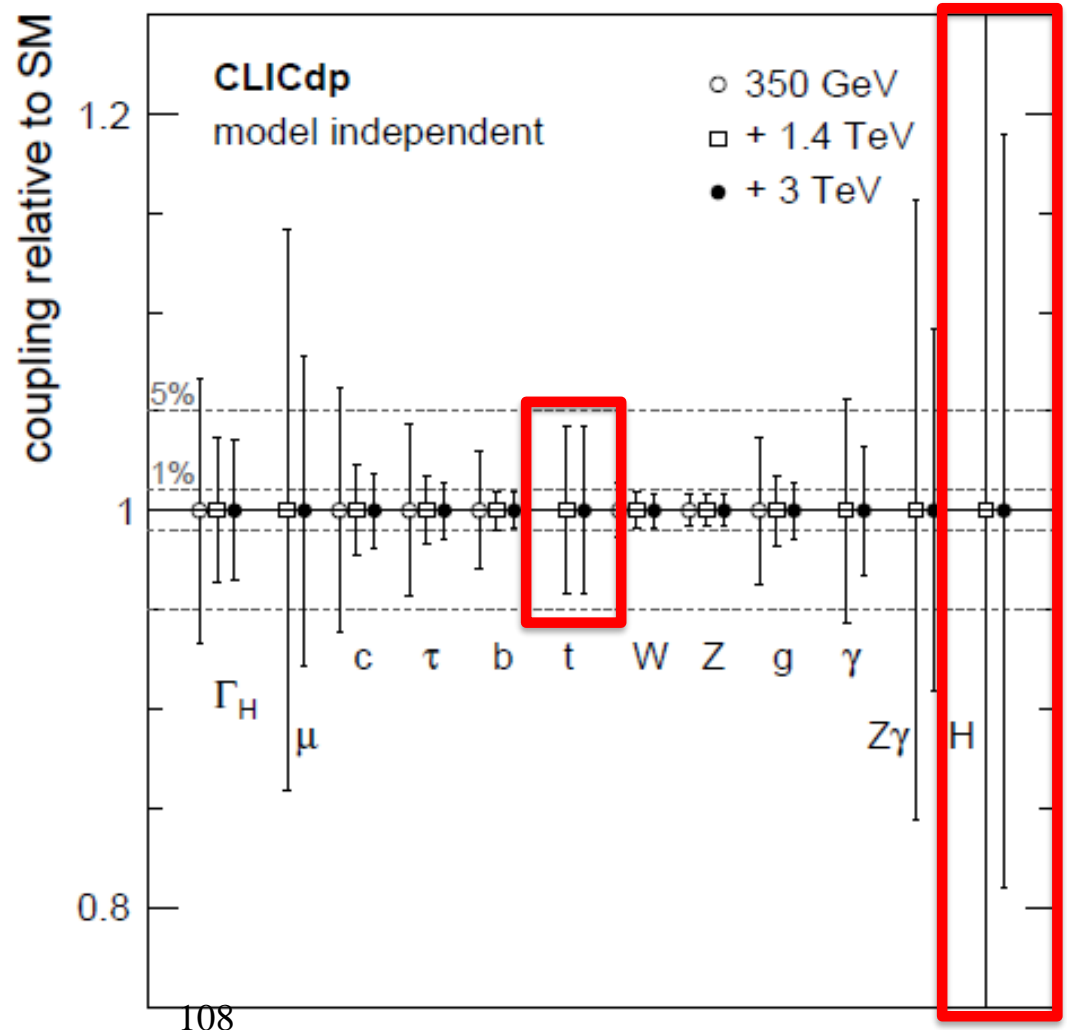


# CLIC Higgs-top + self couplings

Higgs couplings to heavy particles benefit from higher c.m. energies:

$ttH \sim 4\%$

$HH \sim 20\%$

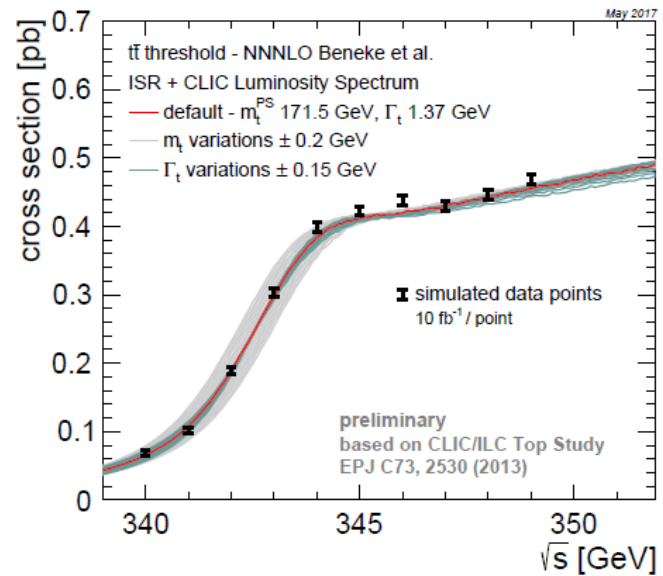




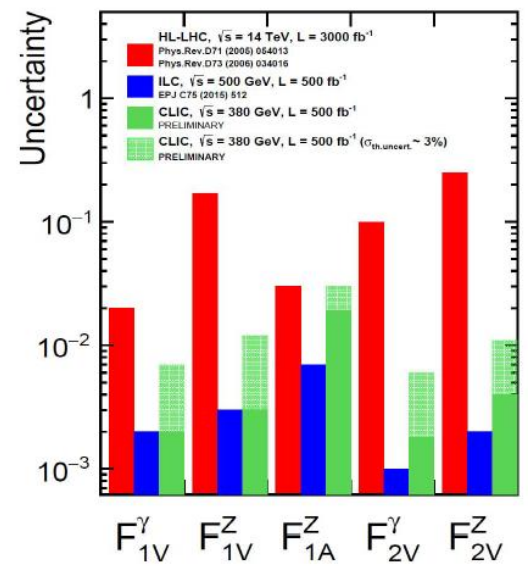
# CLIC top physics: examples

## Anomalous couplings

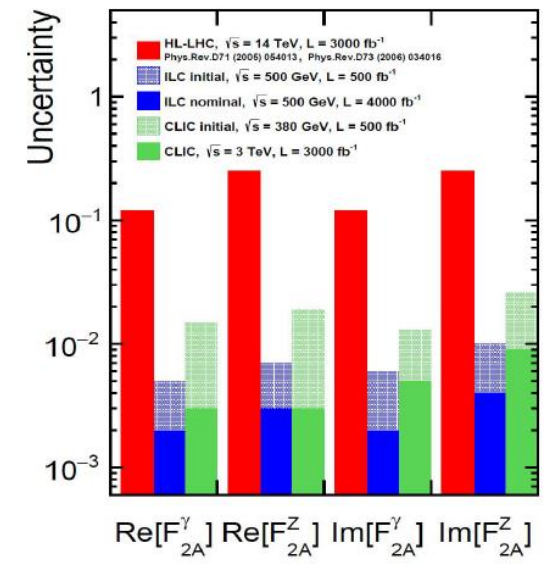
### Threshold scan



$$\Gamma^{t\bar{t}X}(k^2, q, \bar{q}) = ie \left\{ \underbrace{\gamma_\mu (F_{1V}^X(k^2))}_{\text{vector}} + \underbrace{\gamma_5 F_{1A}^X(k^2)}_{\text{axial}} - \frac{\sigma_{\mu\nu}}{2m_t} (q + \bar{q})^\nu \left( \underbrace{iF_{2V}^X(k^2)}_{\text{tensor}} + \underbrace{\gamma_5 F_{2A}^X(k^2)}_{\text{CPV}} \right) \right\}$$



arXiv:1608.07537



arXiv:1710.06737

**Omnibus CLIC top paper in preparation, for ~ end 2017**

**Also CLIC BSM Physics study group**